
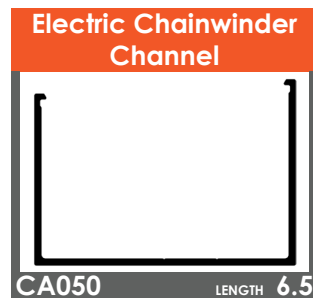


ELECTRIC CHAINWINDER CHANNEL

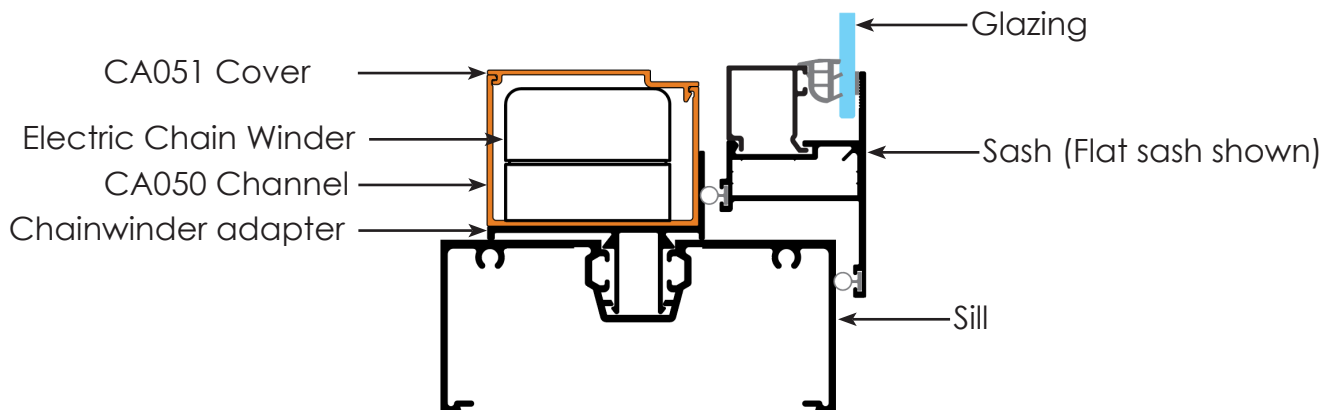
Concept Architectural Systems is proud to announce the 2 piece Electric Chainwinder Channel. Made up of a Channel and Cover, the sections form a box that fully encloses the electric chainwinder, hiding all wiring and fixings.



The **Electric Chainwinder Channel** is designed to suit the high quality Assa Abloy Elevation Electric chainwinder. This device is compatible with standard Cbus and BMS systems, but can also be controlled from an optional Assa Abloy touch screen display or even rain sensors.



The **Electric Chainwinder Channel** is compatible with commercial awning windows, and can be paired with either the Commercial Flat Sash or domestic Vista sash. It is a perfect solution for domestic or commercial windows.



Stock is now available, and the new sections have been added to LogiKal and V6.