


Ultramax Awning/Casement Window



www.conceptaluminium.com.au

ULTRAMAX AWNING/CASEMENT WINDOW

HIGH PERFORMANCE COMMERCIAL WINDOW



The Ultramax Plus Awning/Casement Window is the ultimate product, using Truth hardware we are able to achieve large sash sizes.

The Truth hardware allows the use of traditional flyscreens without interfering with the operation of the window, making it the perfect solution for high end residential and commercial applications looking for large glass openings.

Ratings:

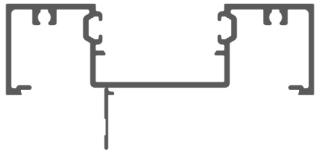
- Acoustic tested up to RW 36
- WERS Tested
- AS 2047 tested up to N3
- U Value: 4.2 - 6.4
- SHG: 0.27 - 0.46

Features:

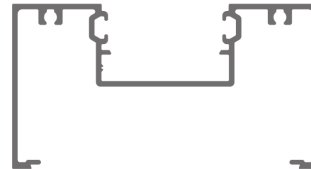
- Based of the 10055-DG Centre Glazed system
- High performance Truth hardware with multi point locking
- Lockable and non lockable operators
- Large range of sub framing available
- **Single glazing:** 4mm - 6.5mm
- **Double glazing:** 24mm

Optional Narrow Framing

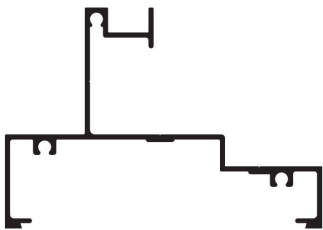
The Ultramax Plus Awning/Casement Window is based on the 10055-DG Centre Glazed System, which utilizes a 100mm x 55mm frame. Concept Architectural Systems has recently introduced a 100mm x 30mm narrow frame to reduce the window footprint and give a slimline appearance.



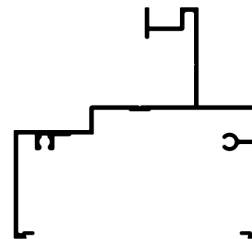
Low-Profile Frame
Code: **DF414**
Length: 6500mm



Standard Frame
Code: **DF400**
Length: 6500mm



Head/Sill Awning Frame
Code: **ULT-F31**
Length: 6500mm



Ultramax Head/Sill
Code: **ULT-F400**
Length: 6500mm

Sash Height: 360 to 2100mm
Sash Width: 360 to 500mm
Sash Weight: 136kg Max

Sash Height: 360 to 2100mm
Sash Width: 450 to 1500mm
Sash Weight: 136kg Max

Compatible Systems

The Ultramax Plus Awning/Casement window is based on the 10055-DG Centre Glazed System, which is utilized for low lights, high lights and side lights.

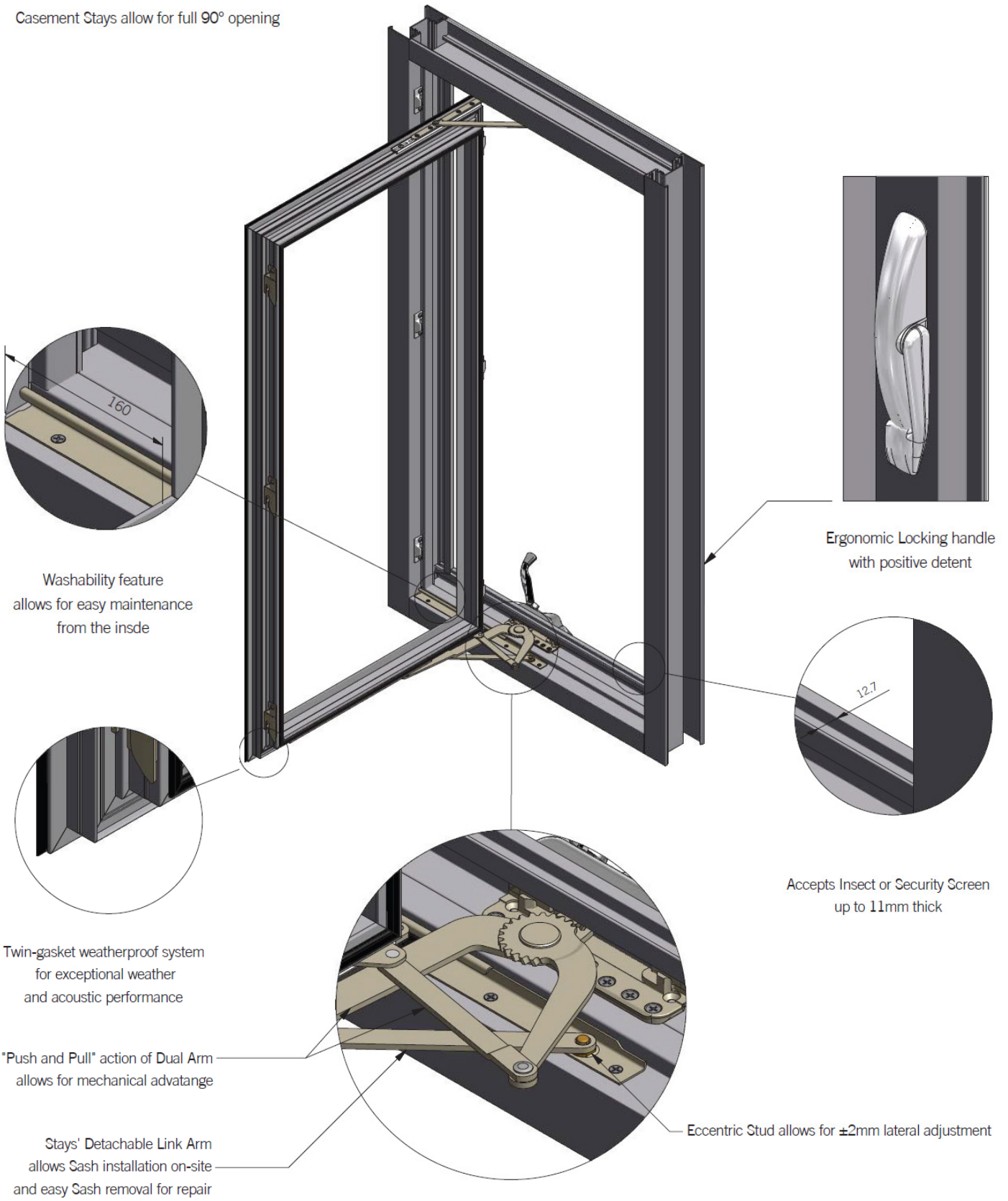
The system can also be coupled with other systems:

- Ultramax Sliding Window
- Titan Apartment Door
- Commercial Hinge & Pivot Doors
- Top Hung Sliding Doors



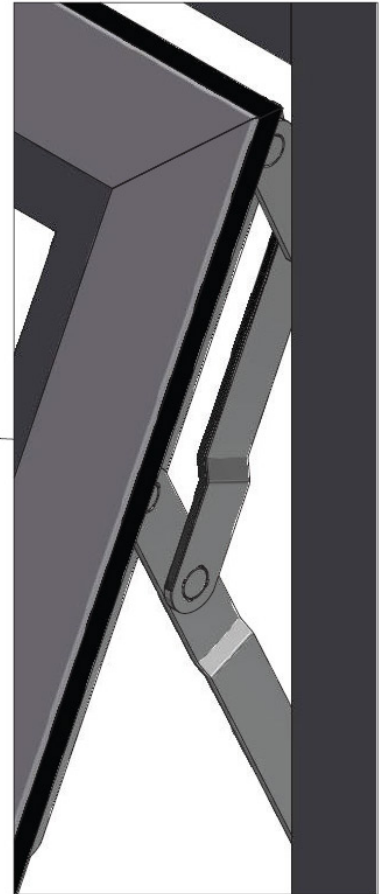
Casement

Casement Stays allow for full 90° opening

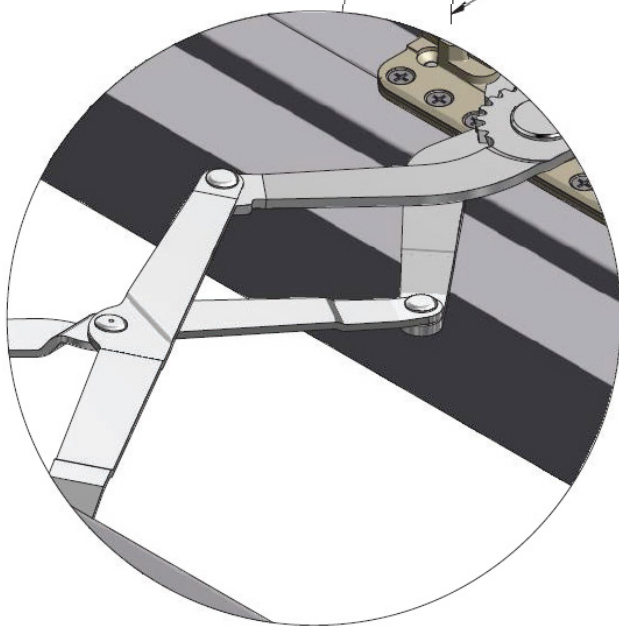


Note: Handing is determined by the hinge side looking from the outside - LH Casement shown

Awning



Heavy Duty Four-bar Stainless Steel Stays provide balancing action for smooth operation

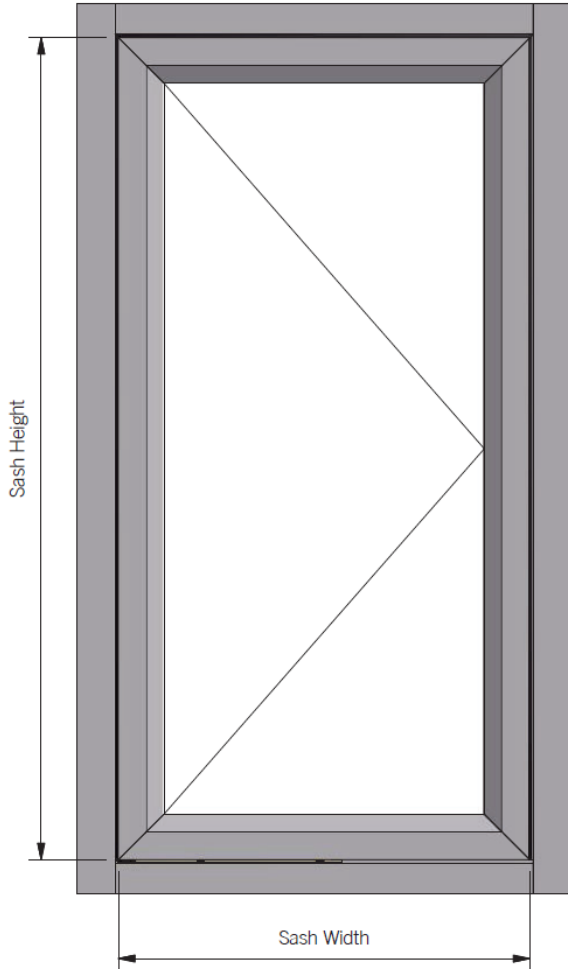


Scissor-action Awning operator, balanced by the Stays provides smooth operation of heavy Sashes up to 136kg

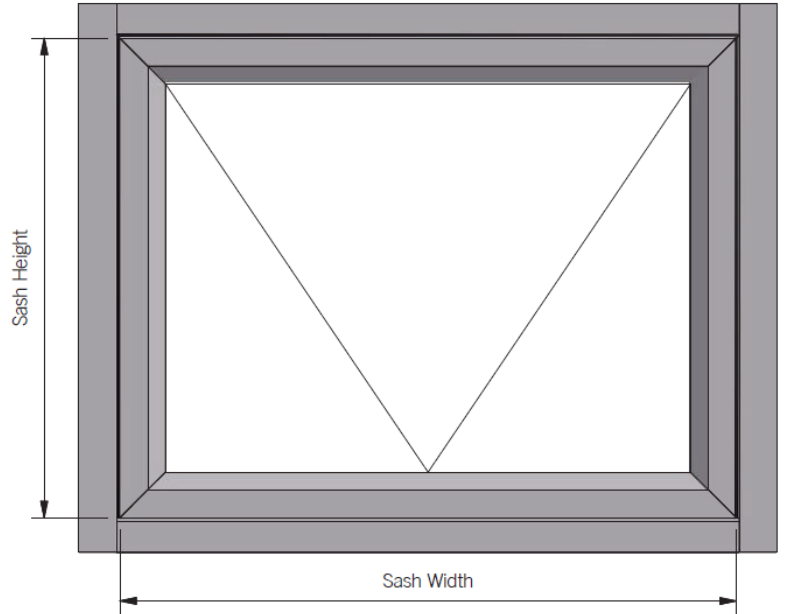
Note: Stay selection is based on Sash height and weight to ensure optimal balancing action



Casement



Awning



STANDARD

Sash Height: 360 to 2100mm
 Sash Width: 450 to 1500mm
 Sash Weight: 136kg Max.

NARROW

Sash Height: 360 to 2100mm
 Sash Width: 360 TO 500mm
 Sash Weight: 136kg Max.



DUAL ARM OPERATOR

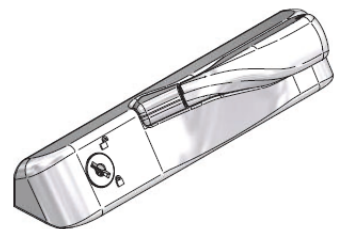
Sash Height: 900 to 2100mm
 Sash Width: 600 to 1000mm
 Sash Weight: 43kg Max.



DYAD OPERATOR

Sash Height: 540 to 1800mm
 Sash Width: 360 to 600mm
 Sash Weight: 25kg Max.

OPERATOR COVER & HANDLE - available as Standard and Key-lockable:





17 Broadfield Rd Broadmeadows VIC 3047

03 9357 2888

www.conceptaluminium.com.au

