



# ThermaCOMM Catalogue

Commercial Thermally Broken Window  
and Door Systems





**'For a total aluminium solution, get in touch today'**



## Our Company

Concept Architectural systems began providing high quality powder coating in 1989.

Today, we offer total aluminium solutions for both residential and commercial industries. With two in-house powder coating facilities and an extensive product range, there's no job too big or too small for our team.

Our designs are proudly 100% Australian designed and suited for Australian conditions. All Concept Architectural Systems windows and doors are manufactured in Australia at our Broadmeadows facility.

Contact us today,

03 9357 2888

[Sales@conceptaluminium.com.au](mailto:Sales@conceptaluminium.com.au)

[www.conceptaluminium.com.au](http://www.conceptaluminium.com.au)



## Meet AluTHERM

**AluTHERM** is CAS's thermally broken range of windows and door systems that encompasses a residential range (**ThermaRES**) and a commercial range (**ThermaCOMM**). Our thermal systems use Technoform cutting-edge low lambda Polyamid thermal breaks to achieve industry exceeding thermal efficiency, whilst maintaining high levels of stiffness and mechanical stability.

Considering the recent introduction of 7-star homes, thermal performance has never been more important. With the AluTHERM range you will be equipped to handle the most demanding projects.

## Tooling Requirements

**AluTHERM** windows and doors are designed to be simple and fast to assemble with minimal tooling requirements. In partnership with **GRC tooling**, we have a standalone dual-level hydraulic punch tool that is available to assist the creation of the AluTHERM systems and allow you to quickly machine extrusions and streamline the assembly process.

Drilling jigs are available for fabricators who want to get started fabricating the systems without investing in tooling. Other machinery requirements include a drop saw, and either CNC or Copy Router for lock crop outs.

Visit our website at [conceptaluminium.com.au](http://conceptaluminium.com.au) to find more information regarding tooling packages, or contact us directly to discuss specific tooling requirements.



**02.** Hydraulic punch tool

# ThermaCOMM Fixed/Awning Window

107mm x 55mm Centre Glazed

## Features:

- Suitable for commercial and residential projects.
- Beaded sashes for on-site glazing.
- Captive wedge glazing options for both sash and fixed panels.
- Couples with sliding door and hinge door.
- Reveal adapter available for residential installations.

The **ThermaCOMM Fixed/Awning Window** is a simple, yet high performing center glazed window system that delivers class leading thermal performance and value for money.


Being equally suitable for commercial and residential applications, and with the roll out of 7 star homes program quickly approaching, it is the perfect window system for your next project.

## Glazing: Awning sashes

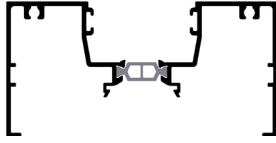
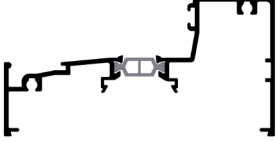
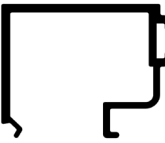
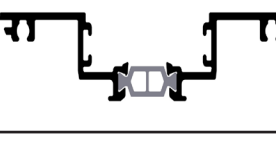
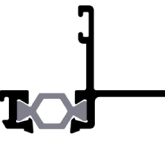
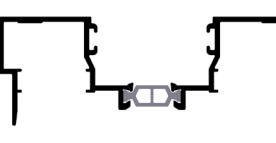
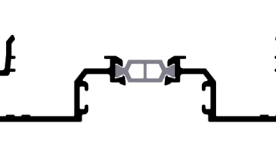


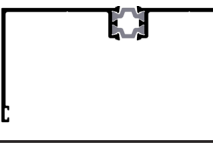

- Rubber glazing: 24mm - 30mm
- Wet Glazing: 18mm - 30mm  
(24mm IGU recommended as standard)

## Glazing: Fixed panels

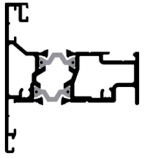
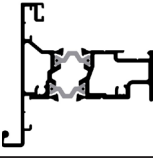




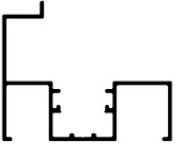




- Rubber glazing: 22mm - 32mm
- Wet Glazing: 20mm - 32mm  
(24mm IGU recommended as standard)




# AluTHERM Fixed/Awning Window Profiles

Part Number	Description	Image	Length Size	
			Standard	Alternative
<b>TB003</b>	Frame		6.5m	3.25m
<b>TB001</b>	Sill		6.5m	3.25m
<b>TB021</b>	Sill Bead		6.5m	
<b>TB004</b>	Frame Adapter		6.5m	3.25m
<b>TB007</b>	Sash Stop / Reveal Adapter		6.5m	
<b>TB012</b>	Male Split Mullion			3.25m
<b>TB013</b>	Female Split Mullion			3.25m
<b>TB010</b>	2 Piece Subsill		6.5m	
<b>TB024</b>	Subsill Extension		6.5m	
<b>TB008</b>	Subhead		6.5m	
<b>TB025</b>	Support Bar		5.8m	

# AluTHERM Fixed/Awning Window Profiles

Part Number	Description	Image	Length Size	
			Standard	Alternative
<b>TB040</b>	Beaded Sash		5.8m	
<b>TB041</b>	Beaded Hook Sash		5.8m	
<b>TB037</b>	Sash Bead 24mm IGU		5.0m	
<b>TB038</b>	Sash Bead 26mm IGU		5.0m	
<b>TB039</b>	Sash Bead 28mm-30mm IGU		5.0m	
<b>TB018</b>	Awning Hook Adapter		6.5m	
<b>F92</b>	Chainwinder		6.0m	
<b>CA305</b>	Pocket Filler		6.5m	
<b>FB406</b>	Frame/Sill Support Bar		4.0m	
<b>FB256</b>	Male Split Mullion Support Bar		4.0m	
<b>FB323</b>	Female Split Mullion Support Bar		3.6m	

# AluTHERM Fixed/Awning Window Profiles

Part Number	Description	Image	Length Size	
			Standard	Alternative
<b>PR0249</b>	Pocket Filler Rigid PVC		3.0m	


## Hardware



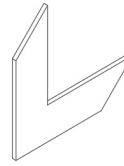
Cam Handle Left  
Black  
**EDGE3111B**




Cam Handle Right  
Black  
**EDGE3110B**



Awning Wedge  
**AW1**  
Bag of 500



Sash Corner Flute  
**CS51**  
Bag of 500



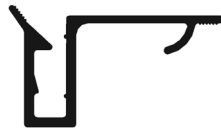
Split Mullion V-Seal  
**PX0075**  
Roll of 250m



Bulb Seal  
**PX0644**  
Roll of 250m




Weep Hole Cover  
**WHC1239**  
Bag of 100




Flyscreen Clip  
**FC2**  
Bag of 100



ThermaCOMM Awning Transom Gasket  
**GF80**  
50 pairs per roll



AluTHERM Subsill End Caps  
**ECD107**  
Sold separately  
**Suits the TB010 Sub Sill**



ThermaCOMM End Cap - Left  
**EC90L**  
Bag of 100



ThermaCOMM End Cap - Right  
**EC90R**  
Bag of 100



ThermaCOMM Frame Gasket  
**GF83**  
50 pairs per roll




ThermaCOMM Frame Sill Gasket  
**GF84**  
50 pairs per roll



Chain Winder  
Black  
**GW380217-CD1**  
Available in black & white



Chain winder  
**DS1**  
Available in black & white



Twin chain winder  
**DN400**  
Available in black & white




Twin chain winder  
**DN450**  
Available in black & white



## Glazing Rubbers



Fixed Captive Wedge  
Suit 24mm IGU  
**PX0096**  
Roll of 250m



Fixed Glazing Wedge  
Suit 24mm IGU  
**PF0774-3**  
Roll of 250m



Sash Captive Wedge  
Suit 24mm IGU  
**PX0642**  
Roll of 250m



Sash Glazing Wedge  
Suit 24mm IGU  
**PX0085**  
Roll of 250m

# ThermaCOMM Sliding Door

107mm x 55mm 2-Track Sliding Door

## Features:

- Suitable for commercial and residential projects.
- 2 and 4 panel configurations.
- Compatible with Evolution D-Handle lock suite.
- Beaded panels for on-site glazing.
- Reveal adapter available for residential installations.
- Couples with awning/fixed window for hi-lites and side-lites.


The **ThermaCOMM Sliding Door** is our latest innovation in thermal break technology. Taking design elements from the ever popular apartment door range, it provides high structural and thermal performance in a stunning, easy to manufacture package.

With large maximum sizes, it is the perfect solution for your next project.

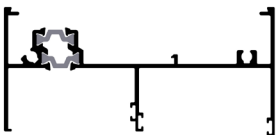
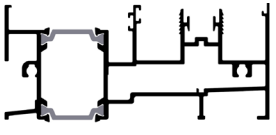
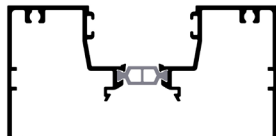
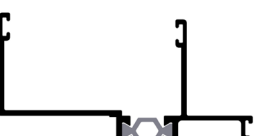




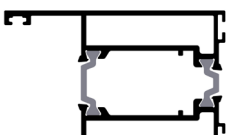

## Glazing:

- Rubber glazing: 24mm
- Wet Glazing: 20mm - 30mm

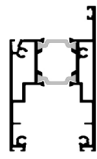




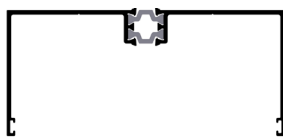
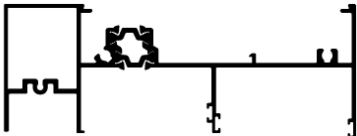
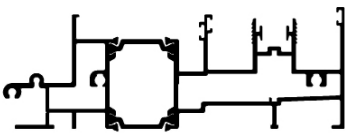
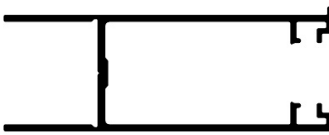
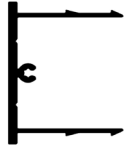
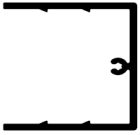
(24mm IGU recommended as standard)






# ThermaCOMM Sliding Door Profiles

Part Number	Description	Image	Length Size	
			Standard	Alternative
<b>TB002</b>	2 Track Head		6.5m	
<b>TB005</b>	2 Track Sill		6.5m	
<b>TB003</b>	2 Track Jamb		6.5m	3.25m
<b>TB014</b>	Jamb Adapter			3.25m
<b>TB004</b>	Frame Adapter		6.5m	3.25m
<b>TB019</b>	Track Cover		6.5m	
<b>TB007</b>	Reveal Adapter		6.5m	
<b>FB2016</b>	Frame/Sill Support Bar		3.6m	
<b>TB011</b>	Stile			3.25m
<b>TB016</b>	Meeting Stile Adapter			3.25m

# ThermaCOMM Sliding Door Profiles

Part Number	Description	Image	Length Size	
			Standard	Alternative
<b>TB006</b>	Rail			3.25m
<b>TB020</b>	Rail Bead		6.5m	
<b>TB022</b>	Interlock Cover / Track Filler		6.5m	
<b>TB010</b>	2 Piece Subsill		6.5m	
<b>TB024</b>	Subsill Extension		6.5m	
<b>TB008</b>	Subhead		6.5m	
<b>TB034</b>	Sliding Door Head		6.5m	
<b>TB035</b>	Sliding Door Sill		6.5m	
<b>TB026</b>	Thermal Flydoor Jamb		6.5m	
<b>BTB</b>	Plant - On Support Base		6.5m	
<b>BT50</b>	Plant - On Support			

# ThermaCOMM Sliding Door Profiles

Part Number	Description	Image	Length Size	
			Standard	Alternative
<b>PR0249</b>	Pocket Filler Rigid PVC		3.0m	
<b>PR0248</b>	Sill Insulator Rigid PVC		3.0m	
<b>PR0250</b>	Interlock Spacer Rigid PVC		3.0m	

## Hardware



Evolution Lock Kit  
Black D-Handles  
**EVOLUTION-KIT#1**



Evolution Lock Kit  
Black Flush Handles  
**EVOLUTION-KIT#2**



Evolution Lock Kit  
S/S Flush Handles  
**EVOLUTION-KIT#3**



Evolution Lock Kit  
Painted D-Handles  
**EVOLUTION-KIT#4**



Evolution Lock Kit  
Painted Flush Handles  
**EVOLUTION-KIT#5**



Umбра Flush Mount  
Sliding Door Lock  
**DS2500**



Dual Wheel V Roller  
**H710**



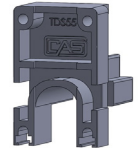
3 Wheel V Roller  
suites thermal 150kg  
**8336-L**  
Sold loose




5 Wheel V Roller  
suites 200kg  
**8337-L**  
Sold loose



Allen Key  
**AK-150**



Door Spigot  
**TDS55**



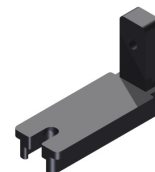
50mm Batten  
End Cap  
**ECB-50**  
Sold separately




Stile End Cap  
**EC80**  
Bag of 100



Sill Baffle Rubber  
**PX0040**  
Roll of 300m



Fixing Bracket  
**LB1**  
Bag of 500m




4.8 x 5.5 Woolpile  
**PB48550**  
Roll of 450m




ThermaCOMM Door Sill  
Gasket  
**GF85**  
50 pairs per roll

Glazing Rubbers



Captive Wedge  
Suit 24mm IGU  
**PX0646**  
Roll of 250m



Glazing Wedge  
Suit 24mm IGU  
**PF0774-2**  
Roll of 250m



Fixed Panel Wedging  
Rubber  
**PF0968**  
Roll of 350m

# ThermaCOMM Hinge Door

107mm x 55mm Hinge Door

## Features:

- Suitable for commercial and residential projects.
- Single doors and double/French doors.
- Compatible with Edge lock suite.
- Beaded panels for on-site glazing.
- Reveal adapter available for residential installations.
- Couples with awning/fixed window for hi-lites and side-lites.


Providing outstanding thermal efficiency and exceptional value for money, the **AluTHERM Hinge Door** is the perfect solution for even the most demanding project.

With all the benefits of a high-strength commercial grade door, it is equally applicable for residential projects; with snap in reveal adapters making installation a simple process.

## Glazing:

- Rubber glazing: 24mm
- Wet Glazing: 20mm - 30mm

(24mm IGU recommended as standard)

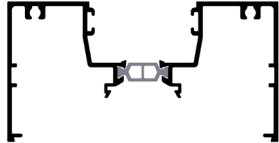



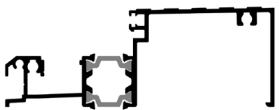
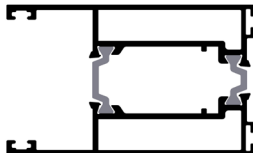

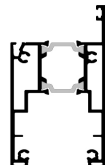




01. Open-In Hinge door


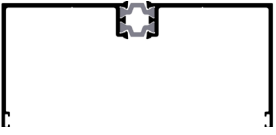

02. Open-Out Hinge door



# ThermaCOMM Hinge Door Profiles

Part Number	Description	Image	Length Size	
			Standard	Alternative
<b>TB003</b>	Frame		6.5m	3.25m
<b>TB004</b>	Frame Adapter		6.5m	3.25m
<b>TB007</b>	Door Stop / Reveal Adapter		6.5m	
<b>TB009</b>	Open-In Sill			3.25m
<b>TB023</b>	Open-Out Sill			3.25m
<b>TB011</b>	Stile			3.25m
<b>TB016</b>	French Door Stile Adapter			3.25m
<b>TB006</b>	Rail			3.25m
<b>TB020</b>	Rail Bead		6.5m	
<b>TB010</b>	2 Piece Subsill		6.5m	

# ThermaCOMM Hinge Door Profiles

Part Number	Description	Image	Length Size	
			Standard	Alternative
<b>TB024</b>	Subsill Extension		6.5m	
<b>TB008</b>	Subhead		6.5m	
<b>PR0249</b>	Pocket Filler Rigid PVC		3.0m	

## Hardware



Edge Lock Kit - Satin Chrome  
**XPL508-SC**



Edge Lock Kit - Black  
**XPL508-SB**



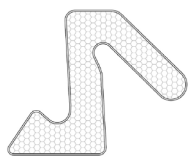
Edge Lock Kit Pearl White  
**XPL508-PW**




Rod Kit  
Up to 2400mm high  
**P33096**



Rod  
1m Extension Kit  
**P84017**



Aquamac Bi-Fold Seal  
**AQ21**  
Roll of 250m



Door Spigot  
**TDS55**



Fast Fix Hinge  
Clear Anodised  
**AH130CAN**



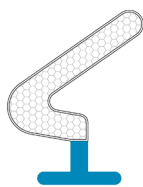
Fast Fix Hinge  
White  
**AH130WH**




Fast Fix Hinge  
Black  
**AH130BLK**



Flush Bolt Ferrule  
Black  
**DN205**



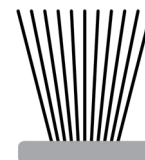
Q-Lon Door Stop Seal  
**QEZ48**  
Roll of 305m



AluTHERM Subsill End  
Caps  
**ECD107**  
Sold separately  
**Suits the TB010 Sub  
Sill**



Sill Baffle Rubber  
**PX0040**  
Roll of 300m



4.8 x 7.5mm Woolpile  
**PB48750**  
Roll of 300m




ThermaCOMM  
Open>Out Sill Gasket  
**GF81**  
50 pairs per roll




ThermaCOMM  
Open>In Door Gasket  
**GF82**  
50 pairs per roll

## Glazing Rubbers



Captive Wedge  
Suit 24mm IGU  
**PX0646**  
Roll of 250m



Glazing Wedge  
Suit 24mm IGU  
**PF0774-2**  
Roll of 250m



17 Broadfield Rd Broadmeadows VIC 3047

03 9357 2888

[www.conceptaluminium.com.au](http://www.conceptaluminium.com.au)

