



# ThermaRES Catalogue

Residential Thermally Broken Window and Door Systems





**'For a total aluminium solution, get in touch today'**

## Our Company

Concept Architectural systems began providing high quality powder coating in 1989.

Today, we offer total aluminium solutions for both residential and commercial industries. With two in-house powder coating facilities and an extensive product range, there's no job too big or too small for our team.

Our designs are proudly 100% Australian designed and suited for Australian conditions. All Concept Architectural Systems windows and doors are manufactured in Australia at our Broadmeadows facility.

Contact us today,

03 9357 2888

[Sales@conceptaluminium.com.au](mailto:Sales@conceptaluminium.com.au)

[www.conceptaluminium.com.au](http://www.conceptaluminium.com.au)





## Meet AluTHERM

**AluTHERM** is CAS's thermally broken range of windows and door systems that encompasses a residential range (**ThermaRES**) and a commercial range (**ThermaCOMM**). Our thermal systems use Technoform cutting-edge low lambda Polyamid thermal breaks to achieve industry exceeding thermal efficiency, whilst maintaining high levels of stiffness and mechanical stability.

Considering the recent introduction of 7-star homes, thermal performance has never been more important. With the AluTHERM range you will be equipped to handle the most demanding projects.

## Tooling Requirements

**AluTHERM** windows and doors are designed to be simple and fast to assemble with minimal tooling requirements. In partnership with **GRC tooling**, we have a standalone dual-level hydraulic punch tool that is available to assist the creation of the AluTHERM systems and allow you to quickly machine extrusions and streamline the assembly process.

Drilling jigs are available for fabricators who want to get started fabricating the systems without investing in tooling. Other machinery requirements include a drop saw, and either CNC or Copy Router for lock crop outs.

Visit our website at [conceptaluminium.com.au](http://conceptaluminium.com.au) to find more information regarding tooling packages, or contact us directly to discuss specific tooling requirements.



**02.** Hydraulic punch tool

# ThermaRES Fixed/Awning Window

47mm x 20.4mm

## Features:

- Suitable for residential projects.
- Inline reveal and offset reveal options.
- Captive wedge glazing options for both sash and fixed panels.
- Thermal support bar for sill support.
- 24mm double glazing.
- **Tested AS 2047.**


The **AluRES Fixed/Awning Window** is a simple, yet high performing residential window system that delivers class leading thermal performance and value for money.

## Glazing: Awning sashes:

- Rubber glazing: 24mm - 30mm
- Wet Glazing: 18mm - 30mm  
(24mm IGU recommended as standard)

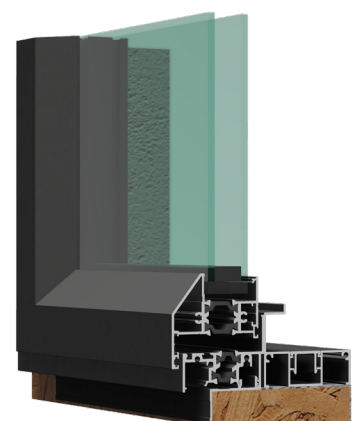
## Glazing: Fixed panels:

- Rubber glazing: 22mm - 32mm
- Wet Glazing: 20mm - 32mm  
(24mm IGU recommended as standard)



**0.1** Fixed Window

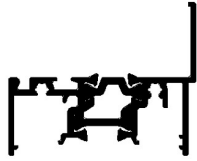
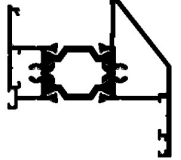
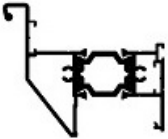
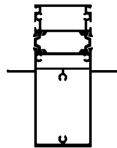
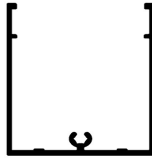
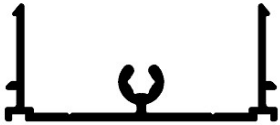


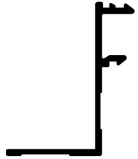
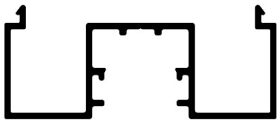
**UV: 1.7-2.4**



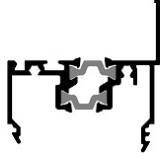


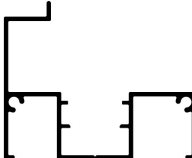





**0.2** Awning Window

**UV: 2.0-2.6**

# ThermaRES Awning / Fixed Profiles

Part Number	Description	Image	Length Size	
			Standard	Alternative
<b>TB100</b>	Frame		5.8m	
<b>TB101</b>	Sash Rail Stroke Stile		5.8m	
<b>TB102</b>	Hook Sash		5.8m	
<b>TB103</b>	Box Transom / Mullion		5.8m	
<b>TB104</b>	55mm Stiffener Cover		5.8m	
<b>TB105</b>	Stiffener Base		5.8m	
<b>TB106</b>	Adapter Coupler		5.8m	
<b>TB107</b>	Inline Reveal Adapter		5.8m	
<b>TB108</b>	Offset Reveal Adapter		5.8m	
<b>TB110</b>	Offset Winder Adapter		6.0m	

# ThermaRES Awning / Fixed Profiles

Part Number	Description	Image	Length Size	
			Standard	Alternative
<b>TB111</b>	Mating Mullion		5.8m	
<b>TB018</b>	Hook Adapter		6.8m	
<b>TB109</b>	Glazing Bead		5.8m	
<b>F92</b>	Pocket Chain winder Adapter		6.5m	
<b>CA305</b>	Pocket Filler		6.5m	
<b>TB025</b>	Thermal Support Bar		5.8m	
<b>CFS25</b>	25x11mm Flyscreen Extruded Flyscreen		5.0m	
<b>J227</b>	Thermal Interlock Infill		3.0m	
<b>ES15</b>	Expansion Seal		3.0m	


## Hardware



ThermaRES Frame Gasket  
**GF70**  
50 pairs per roll




ThermaRES Transom Gasket (Single)  
**GF71**  
100 pieces per roll




Awning Wedge  
**AW1**  
Bag of 500



End Cap - Right  
**EC90R**  
Bag of 100



End Cap - Left  
**EC90L**  
Bag of 100



Sash corner flute  
**CS51**  
Bag of 1000



Flyscreen Clip  
**FC2**  
Bag of 500



Thermal transom end cap  
**EC40**  
Sold separately  
Powder coated to suit




25mm Flyscreen Stake  
**CS25**  
Bag of 500



Whitco Chain winder  
**GW380217-CD1**  
Available in black & white



Chain winder  
**DS1**  
Available in black & white



Twin chain winder  
**DN400**  
Available in black & white



Twin chain winder  
**DN450**  
Available in black & white



V-Santoprene Seal  
**PX0642**  
3.0 meters



Sill Flap  
**PF0628**  
150 meters



10X1.6mm Single Sided Tape  
**T10**  
46 meters per roll

# ThermaRES Sliding Door

107mm x 55mm 2-Track Sliding Door

## Features:

- Suitable for commercial and residential projects.
- 2 and 4 panel configurations.
- Compatible with Evolution D-Handle lock suite.
- Beaded panels for on-site glazing.
- Reveal adapter available for residential installations.
- Couples with awning/fixed window for hi-lites and side-lites.


The **ThermaRES Sliding Door** is our latest innovation in thermal break technology. Taking design elements from the popular apartment door range, it provides high structural and thermal performance in a stunning, easy to manufacture package.

With large maximum sizes, it is the perfect solution for your next project.

## Glazing:

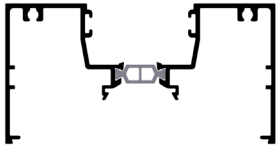
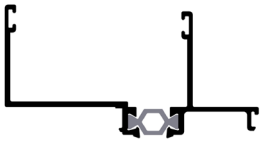
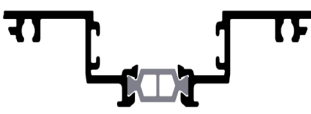



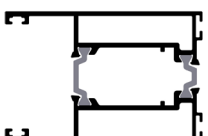


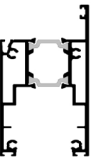
- Rubber glazing: 24mm
- Wet Glazing: 20mm - 30mm

(24mm IGU recommended as standard)




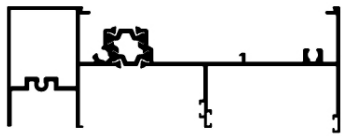
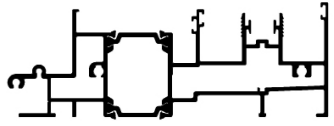










# ThermaRES Sliding Door Profiles

Part Number	Description	Image	Length Size	
			Standard	Alternative
<b>TB003</b>	2 Track Jamb		6.5m	3.25m
<b>TB014</b>	Jamb Adapter			3.25m
<b>TB004</b>	Frame Adapter		6.5m	3.25m
<b>TB019</b>	Track Cover		6.5m	
<b>TB007</b>	Reveal Adapter		6.5m	
<b>FB2016</b>	Frame/Sill Support Bar		3.6m	
<b>TB011</b>	Stile			3.25m
<b>TB016</b>	Meeting Stile Adapter			3.25m
<b>TB006</b>	Rail			3.25m
<b>TB020</b>	Rail Bead		6.5m	

# ThermaRES Sliding Door Profiles

Part Number	Description	Image	Length Size	
			Standard	Alternative
<b>TB022</b>	Interlock Cover / Track Filler		6.5m	
<b>TB010</b>	2 Piece Subsill		6.5m	
<b>TB024</b>	Subsill Extension		6.5m	
<b>TB034</b>	Sliding Door Head		6.5m	
<b>TB035</b>	Sliding Door Sill		6.5m	
<b>TB026</b>	Thermal Flydoor Jamb		6.5m	
<b>BTB</b>	Batten Base		4.5m	
<b>BT50</b>	50mm Batten		6.5m	
<b>PR0249</b>	Pocket Filler Rigid PVC		3.0m	
<b>PR0248</b>	Sill Insulator Rigid PVC		3.0m	

# ThermaRES Sliding Door Profiles

Part Number	Description	Image	Length Size	
			Standard	Alternative
<b>PR0250</b>	Interlock Spacer Rigid PVC		3.0m	

## Hardware



Evolution Lock Kit  
Black D-Handles  
**EVOLUTION-KIT#1**



Evolution Lock Kit  
Black Flush Handles  
**EVOLUTION-KIT#2**



Evolution Lock Kit  
S/S Flush Handles  
**EVOLUTION-KIT#3**




Evolution Lock Kit  
Painted D-Handles  
**EVOLUTION-KIT#4**




Evolution Lock Kit  
Painted Flush Handles  
**EVOLUTION-KIT#5**



Umбра Flush Mount  
Sliding Door Lock  
**DS2500**



Dual Wheel V Roller  
**H710**



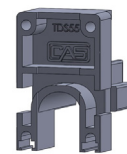
3 Wheel V Roller  
suites thermal 150kg  
**8336-L**  
Sold loose




5 Wheel V Roller  
suites 200kg  
**8337-L**  
Sold loose



Allen Key  
**AK-150**



Door Spigot  
**TDS55**



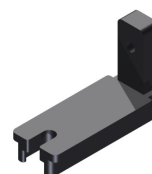
50mm Batten  
End Cap  
**ECB-50**  
Sold separately



Stile End Cap  
**EC80**  
Bag of 100



Sill Baffle Rubber  
**PX0040**  
Roll of 300m



Fixing Bracket  
**LB1**  
Bag of 500m




4.8 x 5.5 Woolpile  
**PB48550**  
Roll of 450m




Door Sill Gasket  
**GF85**  
50 pairs per roll

## Glazing Rubbers



Captive Wedge  
Suit 24mm IGU  
**PX0646**  
Roll of 250m



Glazing Wedge  
Suit 24mm IGU  
**PF0774-2**  
Roll of 250m



Fixed Panel Wedging  
Rubber  
**PF0968**  
Roll of 350m

# ThermaRES Hinge Door

107mm x 55mm Hinge Door

## Features:

- Suitable for commercial and residential projects.
- Single doors and double/French doors.
- Compatible with Optimum lock suite.
- Beaded panels for on-site glazing.
- Reveal adapter available for residential installations.
- Couples with awning/fixed window for hi-lites and side-lites.


Providing outstanding thermal efficiency and exceptional value for money, the **ThermaRES Hinge Door** is the perfect solution for even the most demanding project.

With all the benefits of a high-strength commercial grade door, it is equally applicable for residential projects; with snap in reveal adapters making installation a simple process.

## Glazing:

- Rubber glazing: 24mm
- Wet Glazing: 20mm - 30mm

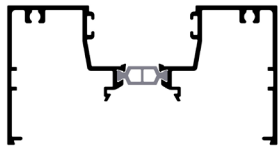


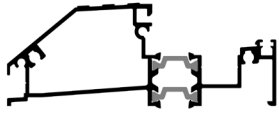
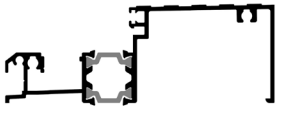
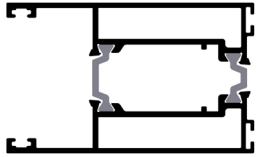

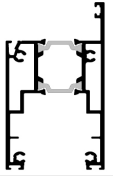


(24mm IGU recommended as standard)




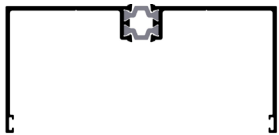

01. Open-In Hinge door

02. Open-Out Hinge door

# ThermaRES Hinge Door Profiles

Part Number	Description	Image	Length Size	
			Standard	Alternative
<b>TB003</b>	Frame		6.5m	3.25m
<b>TB004</b>	Frame Adapter		6.5m	3.25m
<b>TB007</b>	Door Stop / Reveal Adapter		6.5m	
<b>TB009</b>	Open-In Sill			3.25m
<b>TB023</b>	Open-Out Sill			3.25m
<b>TB011</b>	Stile			3.25m
<b>TB016</b>	French Door Stile Adapter			3.25m
<b>TB006</b>	Rail			3.25m
<b>TB020</b>	Rail Bead		6.5m	
<b>TB010</b>	2 Piece Subsill		6.5m	

# ThermaRES Hinge Door Profiles

Part Number	Description	Image	Length Size	
			Standard	Alternative
<b>TB024</b>	Subsill Extension		6.5m	
<b>TB008</b>	Subhead		6.5m	
<b>PR0249</b>	Pocket Filler Rigid PVC		3.0m	



## Hardware



Edge Lock Kit - Satin Chrome  
**XPL508-SC**



Edge Lock Kit - Black  
**XPL508-SB**



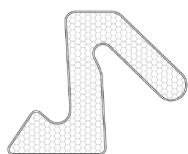
Edge Lock Kit - Pearl White  
**XPL508-PW**



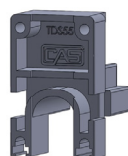
Rod Kit  
Up to 2400mm high  
**P33096**



Rod  
1m Extension Kit  
**P84017**



Aquamac Bi-Fold Seal  
**AQ21**  
Roll of 250m



Door Spigot  
**TDS55**



Fast Fix Hinge  
Clear Anodised  
**AH130CAN**



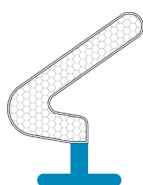
Fast Fix Hinge  
White  
**AH130WH**




Fast Fix Hinge  
Black  
**AH130BLK**



Flush Bolt Ferrule  
Black  
**DN205**



Q-Lon Door Stop Seal  
**QEZ48**  
Roll of 305m



AluTHERM Subsill End Caps  
**ECD107**  
Sold separately  
**Suits the TB010 Sub Sill**



Sill Baffle Rubber  
**PX0040**  
Roll of 300m



4.8 x 7.5mm Woolpile  
**PB48750**  
Roll of 300m




ThermaCOMM  
Open>Out Sill Gasket  
**GF81**  
50 pairs per roll




ThermaCOMM  
Open>In Door Gasket  
**GF82**  
50 pairs per roll

## Glazing Rubbers



Captive Wedge  
Suit 24mm IGU  
**PX0646**  
Roll of 250m



Glazing Wedge  
Suit 24mm IGU  
**PF0774-2**  
Roll of 250m



17 Broadfield Rd Broadmeadows VIC 3047

03 9357 2888

[www.conceptaluminium.com.au](http://www.conceptaluminium.com.au)

