



1:1 SCALE RESIDENTIAL

PROFILE CATALOGUE



Concept Architectural
Systems

(03) 9357 2888
conceptaluminium.com.au
sales@conceptaluminium.com.au

INDEX



SLIDING WINDOWS

Comet Sliding Window	1
Zeus Sliding Window	4
Ultramax Sliding Window	9

AWNING & CASEMENT WINDOWS

Comet Awning Window	15
Apollo Awning/Casement Window	18
Titan Awning/Casement Window	23
Ultramax Awning/Casement Window	28

DOUBLE HUNG WINDOWS

Zeus Double Hung Window	31
Apollo Sashless Window Frame	34

SLIDING DOORS

Comet Sliding Door	35
Comet Stacker Door	40
BIF Apartment Door	44

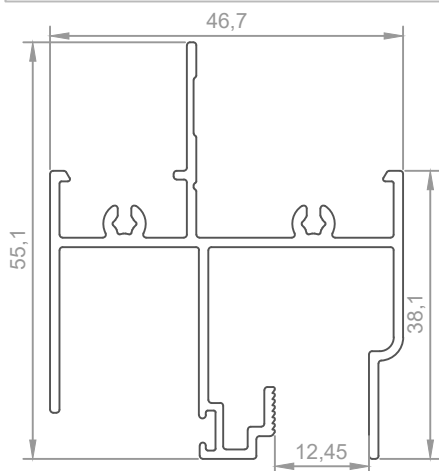
DOOR SYSTEMS

Apollo Entry Door	53
Titan Entry Door	60
Windsor Bi-Fold Door	70

MISCELLANEOUS

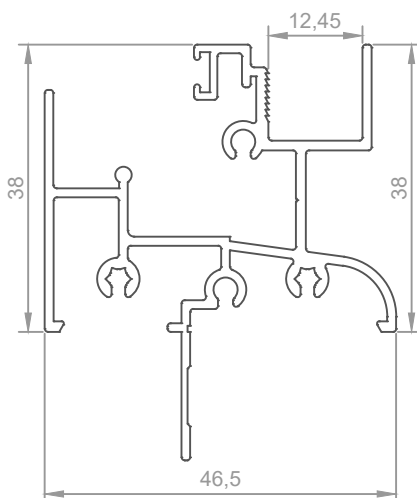
Security Profiles	76
Flyscreens	78
Louvres, Battens, Privacy Screens	79

Comet Sliding Window



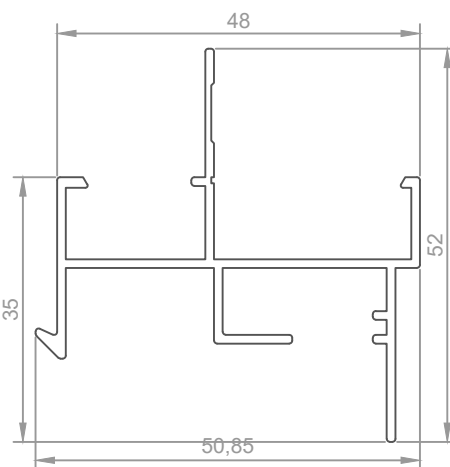
FRAME HEAD

Part no.	Length
CSW1	6000



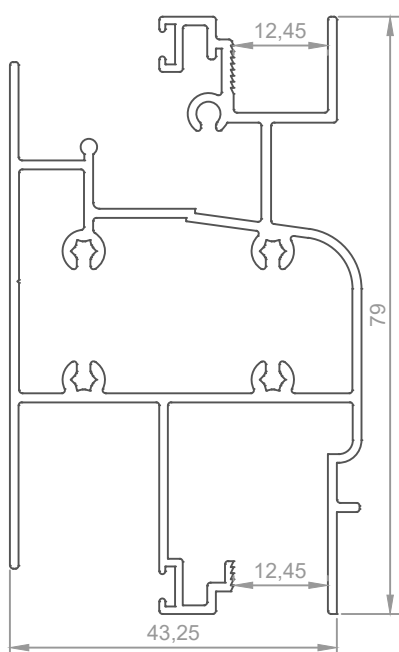
SILL

Part no.	Length
CSW2	6000



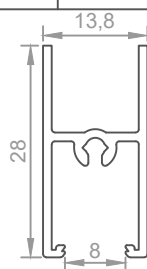
JAMB

Part no.	Length
CSW3	6200



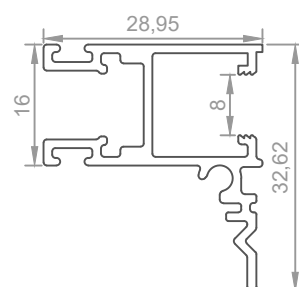
TRANSOM

Part no.	Length
CSW5	6000



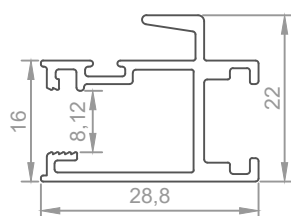
TOP/BOTTOM RAIL

Part no.	Length
CSW8	6000



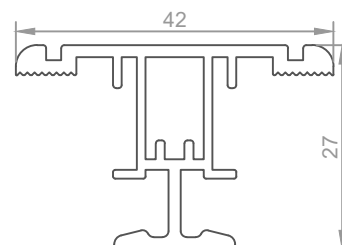
LOCK STILE

Part no.	Length
CSW6	6000



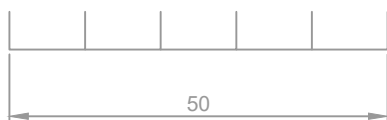
INTERLOCK STILE

Part no.	Length
CSW7	6000



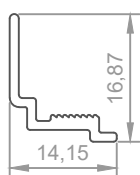
MULLION

Part no.	Length
CSW4	6000



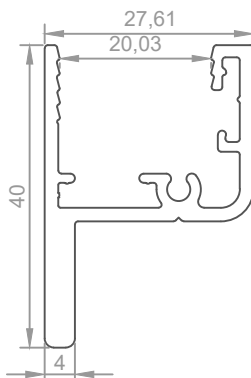
IMPORTANT NOTICE

THIS DRAWING AND THE DESIGN SHOWN IS THE INTELLECTUAL PROPERTY OF
CONCEPT ARCHITECTURAL SYSTEMS AND IS PROTECTED BY COPYRIGHT. THIS DRAWING MAY NOT BE
COPIED OR DISTRIBUTED WITHOUT THE WRITTEN CONSENT OF CONCEPT ARCHITECTURAL SYSTEMS ©



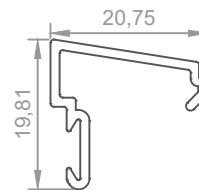
GLAZING BEAD

Part no.	Length
CSW12	5000



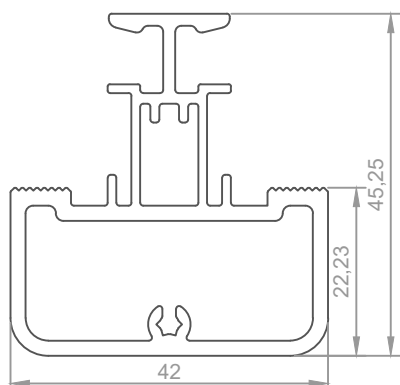
**DOUBLE GLAZING
ADAPTER**

Part no.	Length
CSW17	6000



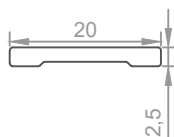
THRESHOLD

Part no.	Length
CSW18	4000



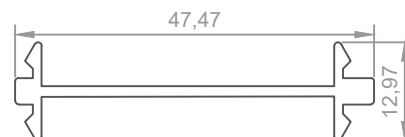
HEAVY DUTY MULLION

Part no.	Length
CSW20	6000



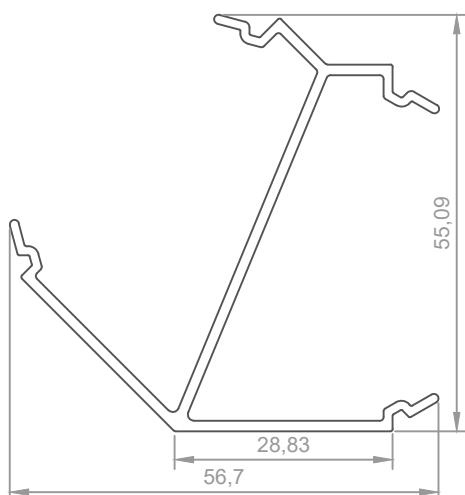
COLONIAL BAR

Part no.	Length
F75	3600



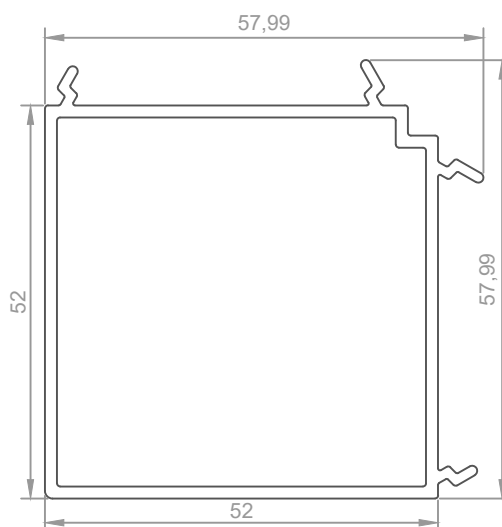
BACK TO BACK ADAPTER

Part no.	Length
CSW9	6000



**135 DEGREE BAY
COUPLER**

Part no.	Length
CSW10	6000

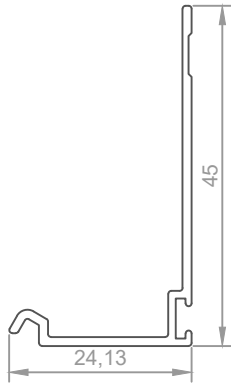


CORNER COUPLER

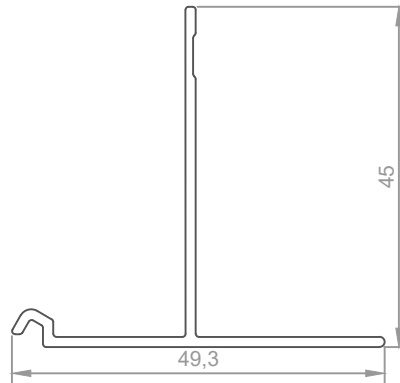
Part no.	Length
BC50	6500

IMPORTANT NOTICE

THIS DRAWING AND THE DESIGN SHOWN IS THE INTELLECTUAL PROPERTY OF
CONCEPT ARCHITECTURAL SYSTEMS AND IS PROTECTED BY COPYRIGHT. THIS DRAWING MAY NOT BE
COPIED OR DISTRIBUTED WITHOUT THE WRITTEN CONSENT OF CONCEPT ARCHITECTURAL SYSTEMS ©



REVEAL CLOSER	
Part no.	Length
F60	6000

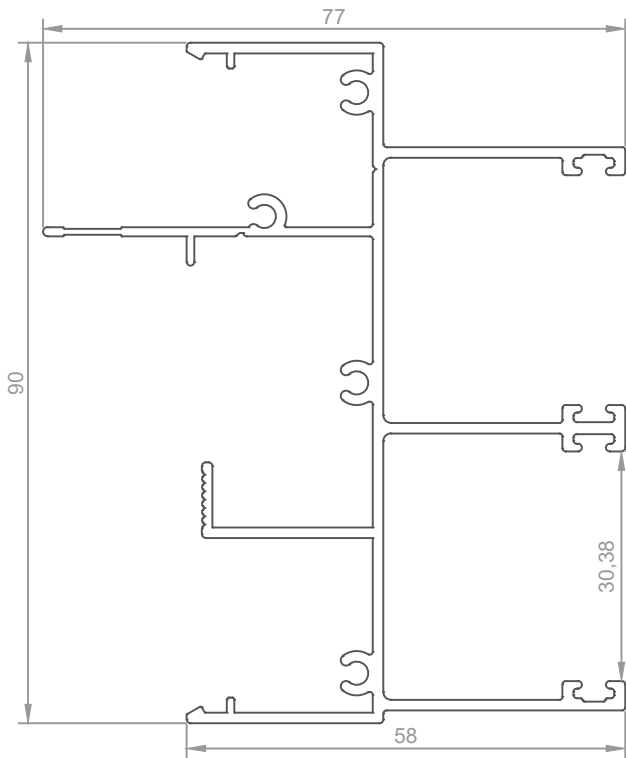


EXTENDED FRAME CLOSER	
Part no.	Length
F61	6000

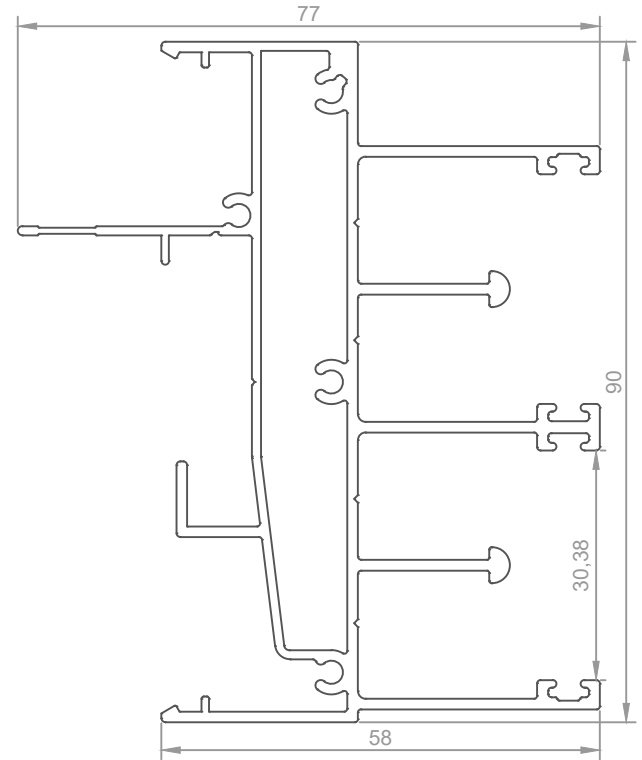
IMPORTANT NOTICE

THIS DRAWING AND THE DESIGN SHOWN IS THE INTELLECTUAL PROPERTY OF
CONCEPT ARCHITECTURAL SYSTEMS AND IS PROTECTED BY COPYRIGHT. THIS DRAWING MAY NOT BE
COPIED OR DISTRIBUTED WITHOUT THE WRITTEN CONSENT OF CONCEPT ARCHITECTURAL SYSTEMS ©

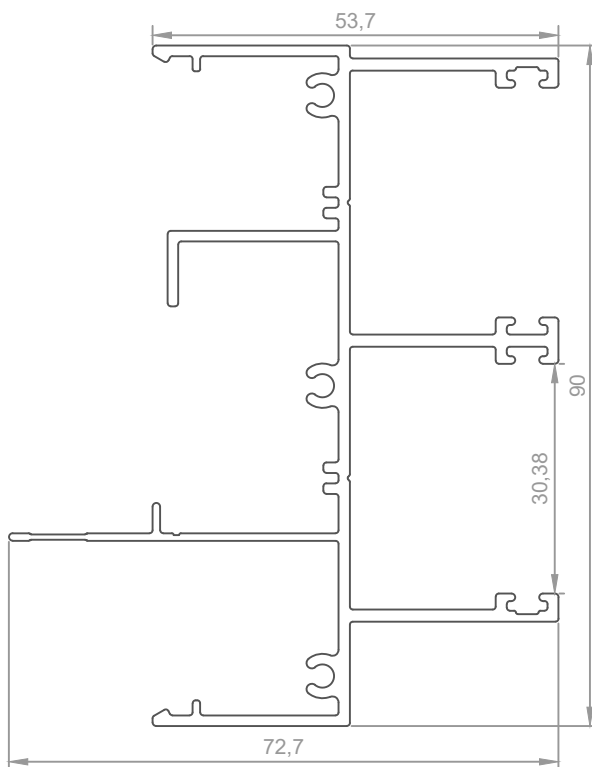
Zeus Sliding Window



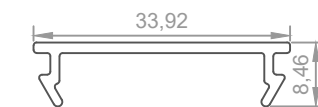
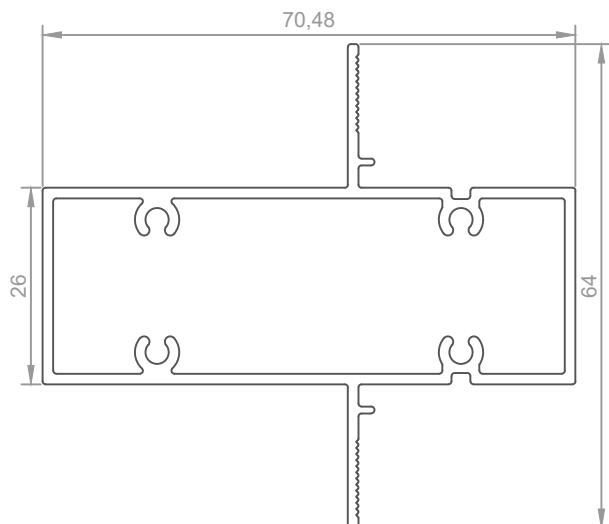
HEAD	
Part no.	Length
DGS86	6000



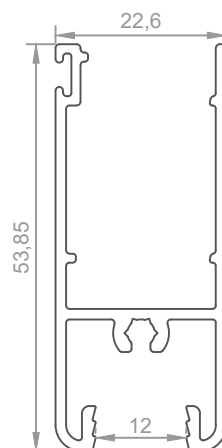
SILL/TRANSOM	
Part no.	Length
DGS85	6000



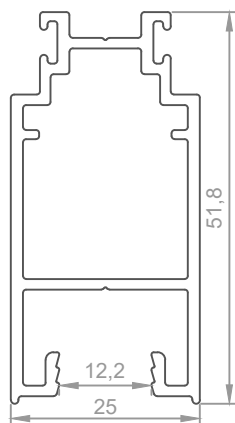
JAMB	
Part no.	Length
DGS90	6000



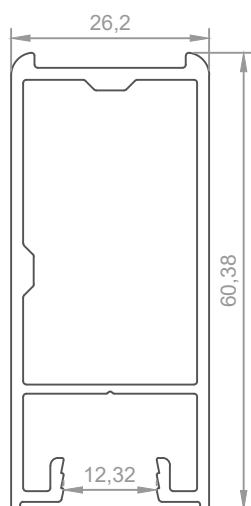
TRACK FLAT FILLER	
Part no.	Length
DGS87	6000



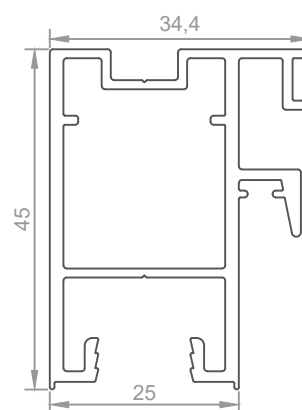
LOW-LITE MULLION	
Part no.	Length
DGS71	6000



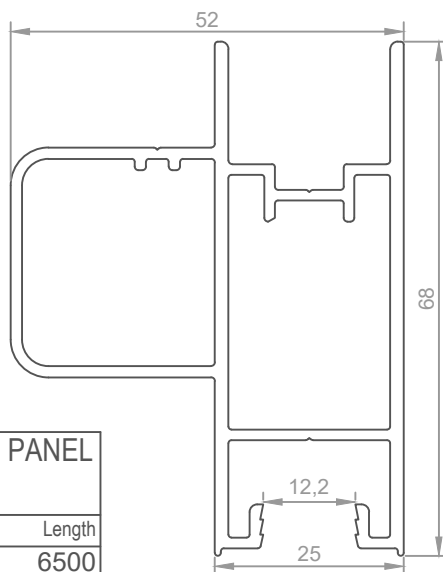
SINGLE GLAZED RAIL	
Part no.	Length
CSD4	6500



SINGLE GLAZED LOCK STILE	
Part no.	Length
CSD5	4900 / 6500

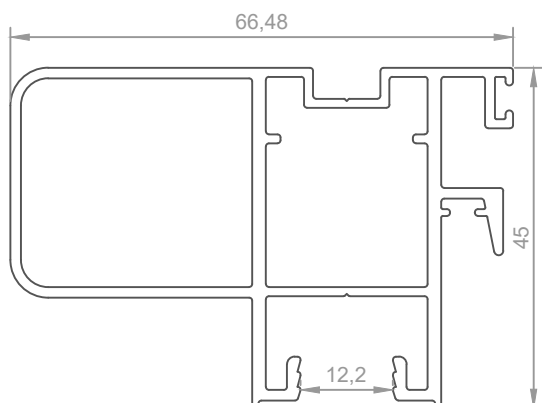


SINGLE GLAZED LOCK STILE	
Part no.	Length
DGS92	6000

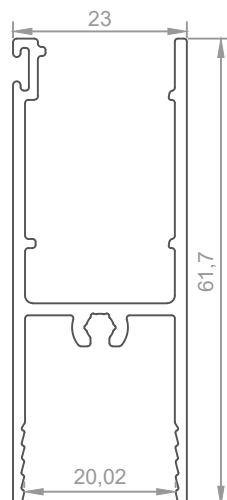


SINGLE GLAZED INTERLOCK STILE	
Part no.	Length
CSD6	4900 / 6500

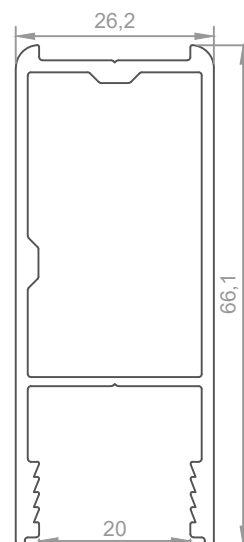
SINGLE GLAZED 4 PANEL ADAPTER	
Part no.	Length
STK7	6500



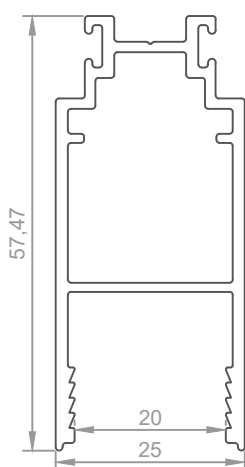
SINGLE GLAZED HEAVY DUTY INTERLOCK	
Part no.	Length
STK4	4900 / 6500



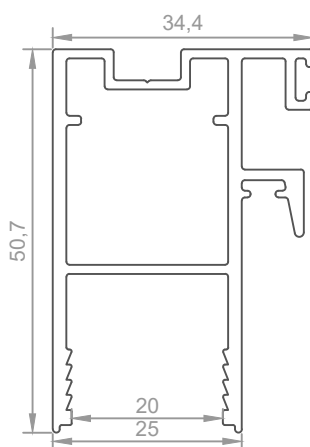
DOUBLE GLAZED RAIL	
Part no.	Length
DGS81	6500



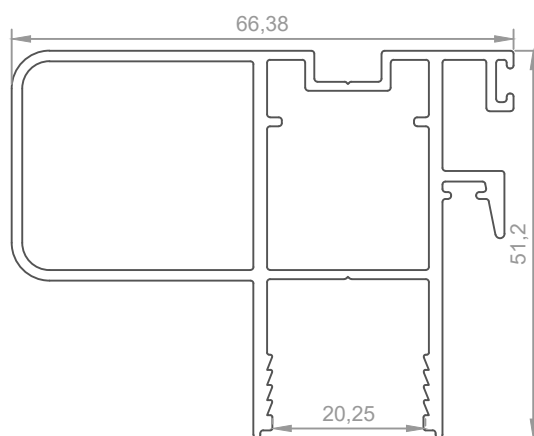
DOUBLE GLAZED LOCK STILE	
Part no.	Length
DGS98	6500



DOUBLE GLAZED LOCK STILE	
Part no.	Length
DGS96	4900 / 6500



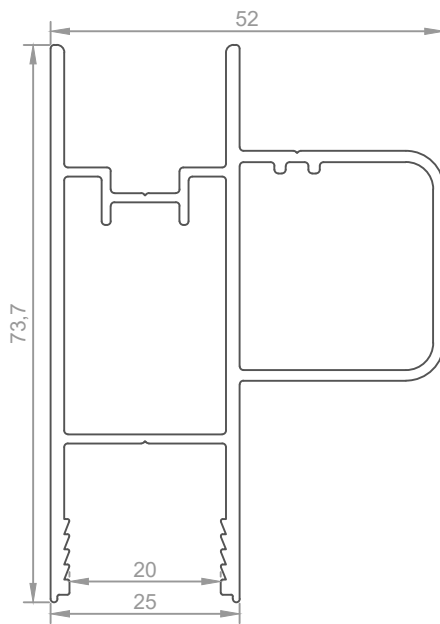
DOUBLE GLAZED INTERLOCK	
Part no.	Length
DGS97	4900 / 6500



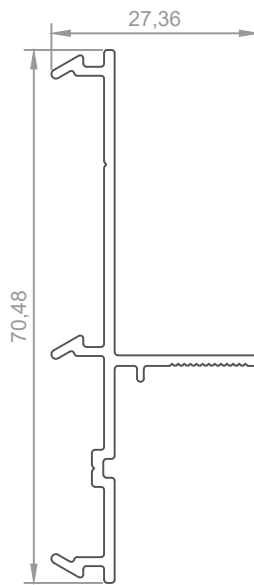
DOUBLE GLAZED HEAVY DUTY INTERLOCK	
Part no.	Length
DGS80	4900 / 6500

IMPORTANT NOTICE

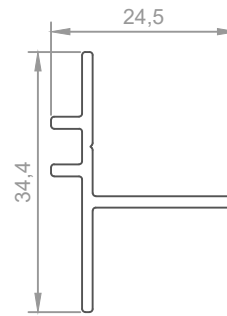
THIS DRAWING AND THE DESIGN SHOWN IS THE INTELLECTUAL PROPERTY OF
CONCEPT ARCHITECTURAL SYSTEMS AND IS PROTECTED BY COPYRIGHT. THIS DRAWING MAY NOT BE
COPIED OR DISTRIBUTED WITHOUT THE WRITTEN CONSENT OF CONCEPT ARCHITECTURAL SYSTEMS ©



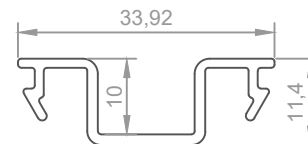
DOUBLE GLAZED 4 PANEL ADAPTER	
Part no.	Length
DGS82	6500



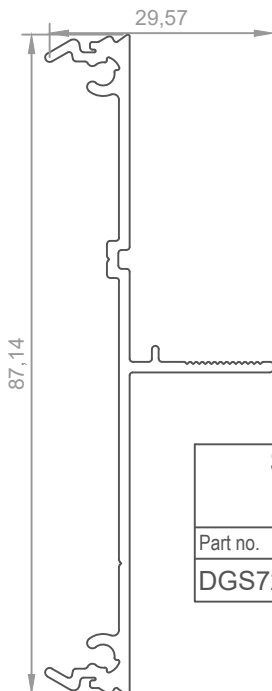
SLIDING STILE ADAPTER	
Part no.	Length
DGS70	6000



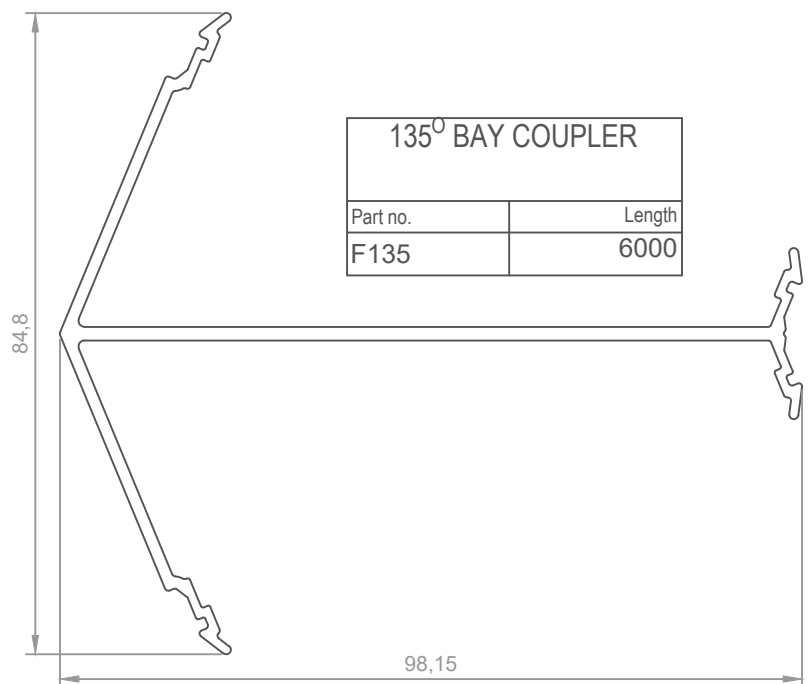
PLANT-ON INTERLOCK FLYSCREEN ADAPTER	
Part no.	Length
DGS89	6000



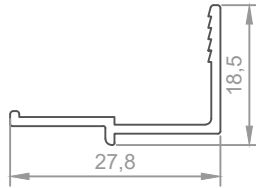
FLYSCREEN CHANNEL ADAPTER	
Part no.	Length
DGS88	6000



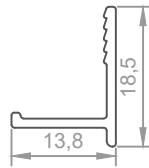
SILL ADAPTER	
Part no.	Length
DGS72	6000



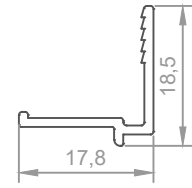
135° BAY COUPLER	
Part no.	Length
F135	6000




DOUBLE GLAZED BEAD	
Part no.	Length
F55	6000



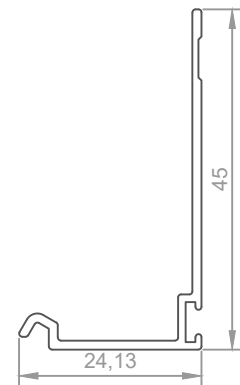
SINGLE GLAZED BEAD	
Part no.	Length
F56	6000



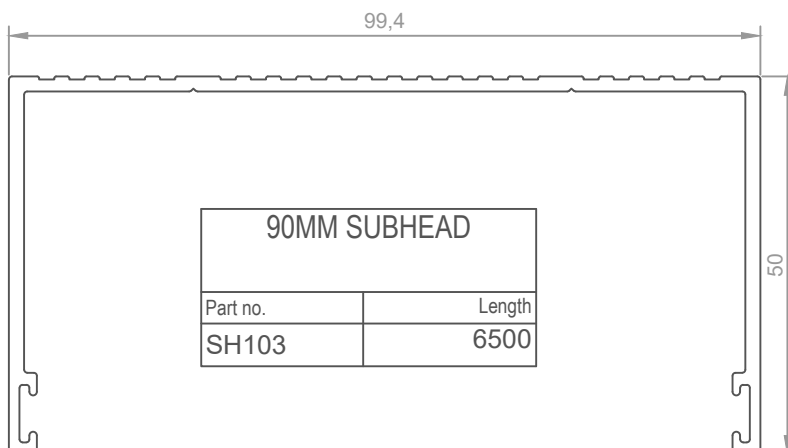
SINGLE GLAZED FRAME BEAD	
Part no.	Length
F65	6000



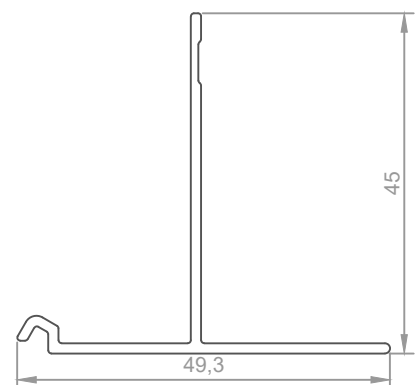
SLOTTED SUBSILL	
Part no.	Length
SH102	6500



REVEAL CLOSER	
Part no.	Length
F60	6000

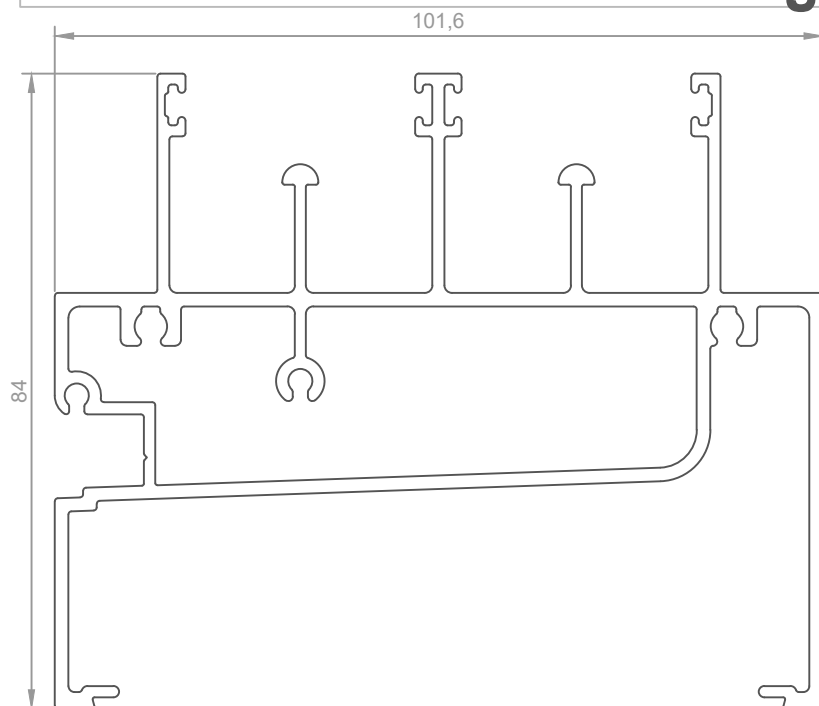


90MM SUBHEAD	
Part no.	Length
SH103	6500

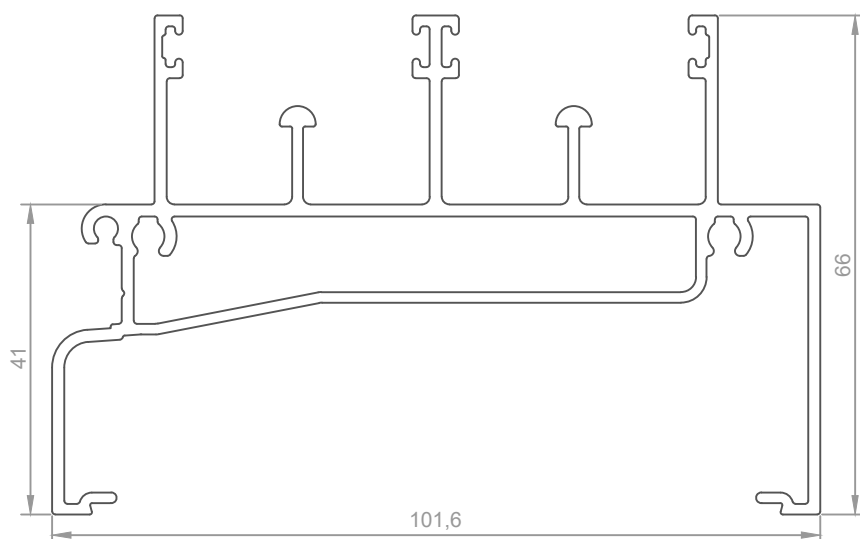


EXTENDED FRAME CLOSER	
Part no.	Length
F61	6000

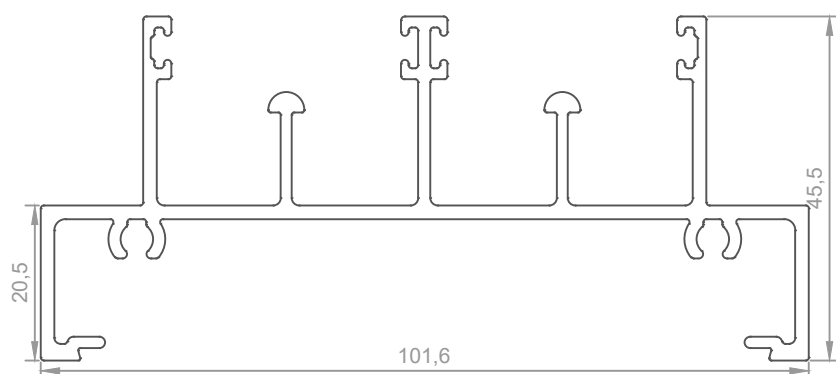
Ultramax Sliding Window



SILL	
Part no.	Length
DF409	6500



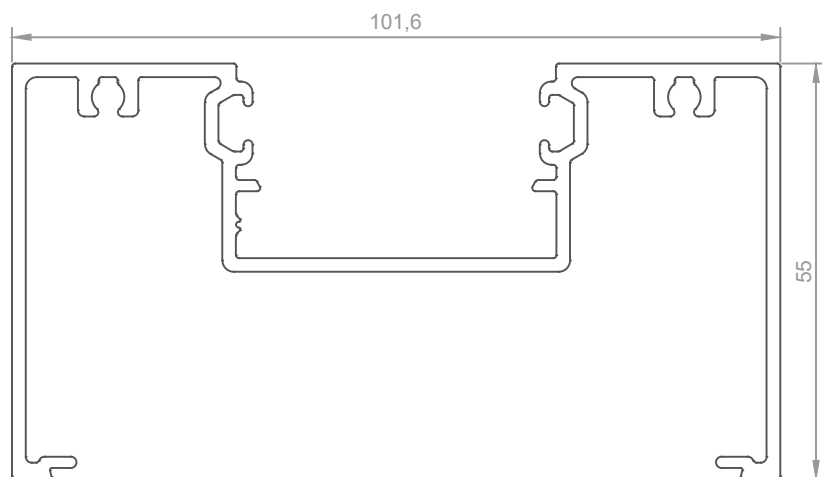
SILL	
Part no.	Length
DF416	6500



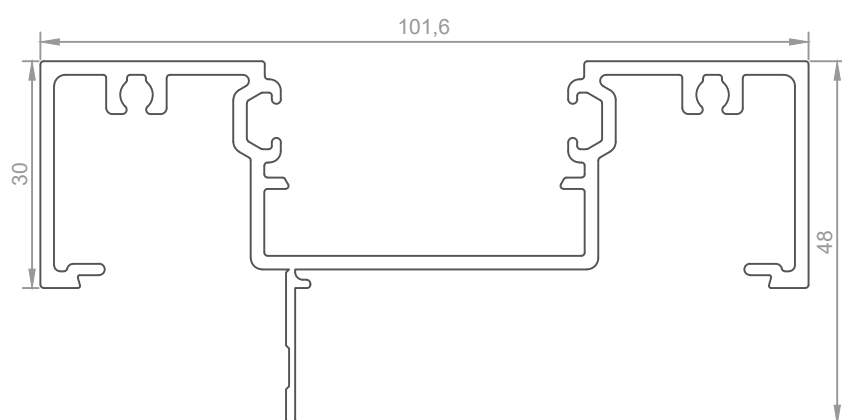
NARROW SILL	
Part no.	Length
DF415	6500

IMPORTANT NOTICE

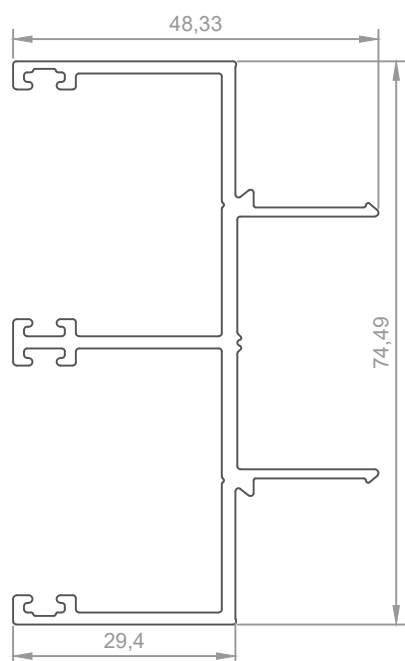
THIS DRAWING AND THE DESIGN SHOWN IS THE INTELLECTUAL PROPERTY OF
CONCEPT ARCHITECTURAL SYSTEMS AND IS PROTECTED BY COPYRIGHT. THIS DRAWING MAY NOT BE
COPIED OR DISTRIBUTED WITHOUT THE WRITTEN CONSENT OF CONCEPT ARCHITECTURAL SYSTEMS ©



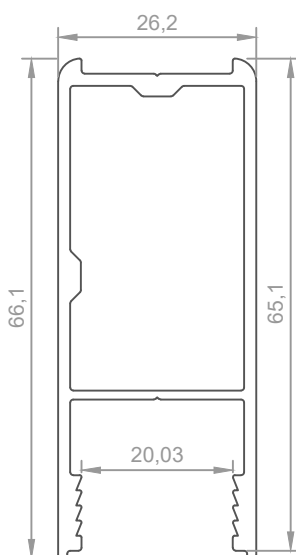
FRAME	
Part no.	Length
DF400	6500



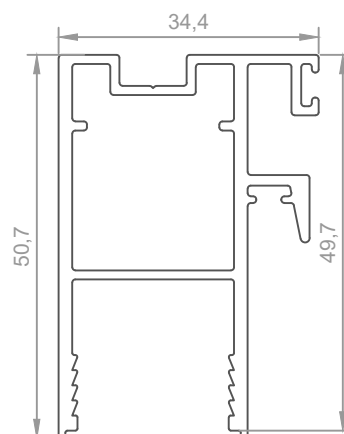
NARROW FRAME	
Part no.	Length
DF414	6500



JAMB/HEAD ADAPTER	
Part no.	Length
DF410	6500



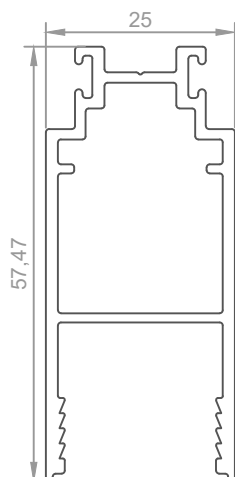
DOUBLE GLAZED LOCK STILE	
Part no.	Length
DGS98	6500



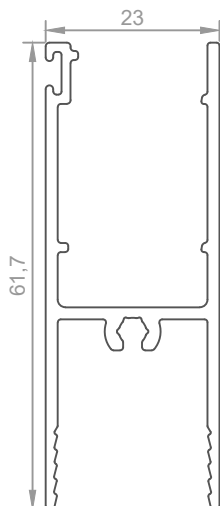
DOUBLE GLAZED INTERLOCK	
Part no.	Length
DGS97	4900 / 6500

IMPORTANT NOTICE

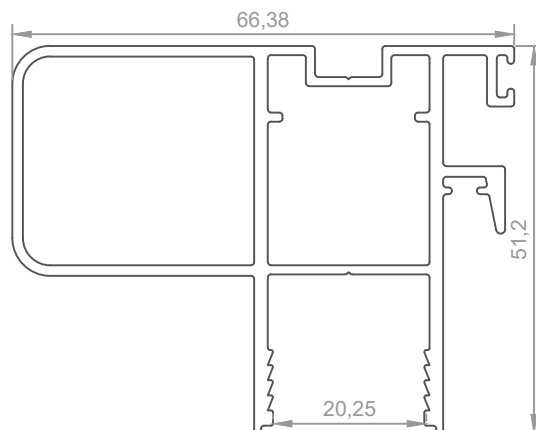
THIS DRAWING AND THE DESIGN SHOWN IS THE INTELLECTUAL PROPERTY OF
CONCEPT ARCHITECTURAL SYSTEMS AND IS PROTECTED BY COPYRIGHT. THIS DRAWING MAY NOT BE
COPIED OR DISTRIBUTED WITHOUT THE WRITTEN CONSENT OF CONCEPT ARCHITECTURAL SYSTEMS ©



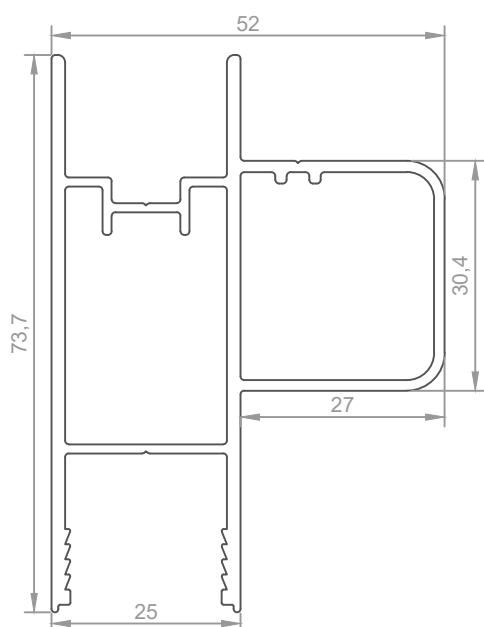
DOUBLE GLAZED LOCK STILE	
Part no.	Length
DGS96	4900 / 6500



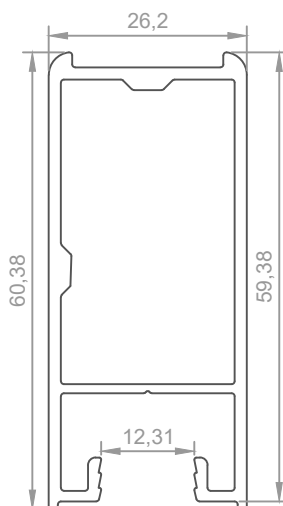
DOUBLE GLAZED RAIL	
Part no.	Length
DGS81	6500



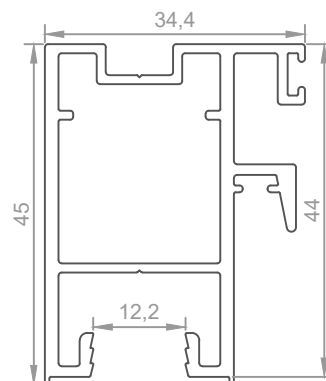
DOUBLE GLAZED HEAVY DUTY INTERLOCK	
Part no.	Length
DGS80	4900 / 6500



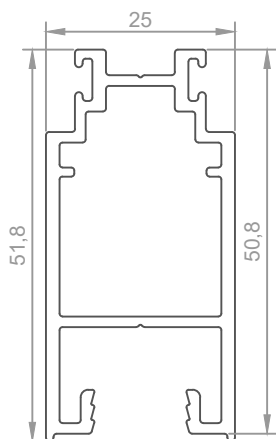
DOUBLE GLAZED 4 PANEL ADAPTER	
Part no.	Length
DGS81	6500



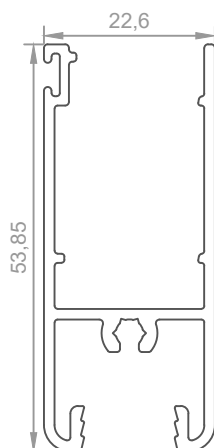
SINGLE GLAZED LOCK STILE	
Part no.	Length
DGS96	6500



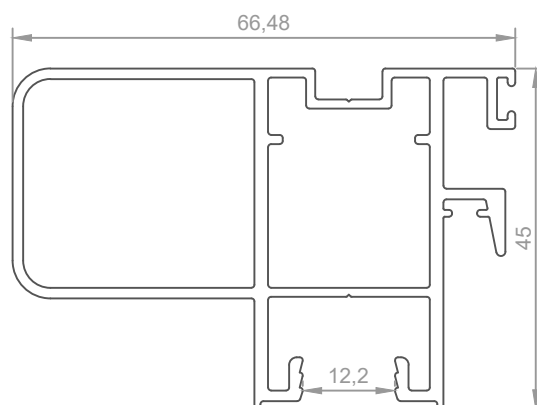
SINGLE GLAZED INTERLOCK	
Part no.	Length
CSD6	4900 / 6500



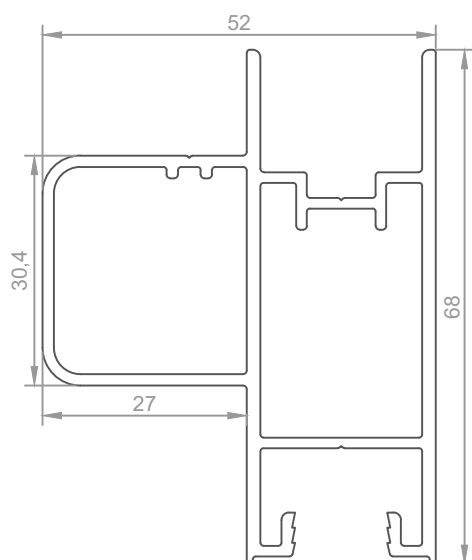
SINGLE GLAZED LOCK STILE	
Part no.	Length
CSD5	4900 / 6500



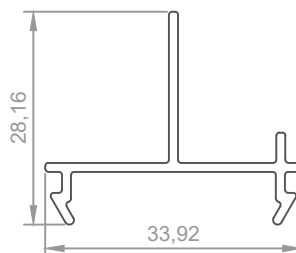
SINGLE GLAZED RAIL	
Part no.	Length
CSD4	6500



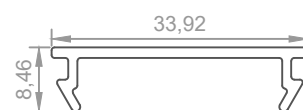
SINGLE GLAZED HEAVY DUTY INTERLOCK	
Part no.	Length
STK4	4900 / 6500




SINGLE GLAZED 4 PANEL ADAPTER	
Part no.	Length
STK7	6500



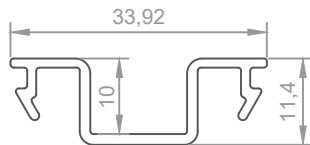
FLYSCREEN ADAPTER	
Part no.	Length
DGS73	6000



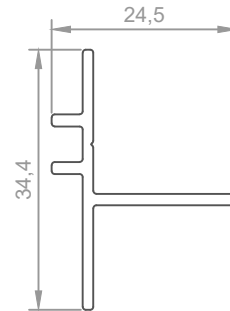
TRACK FLAT FILLER	
Part no.	Length
DGS87	6000



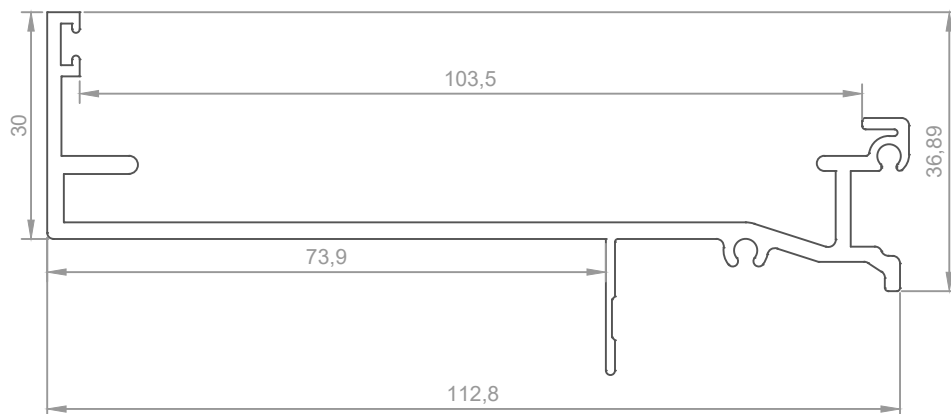
JAMB POCKET FILLER	
Part no.	Length
DF605	6500



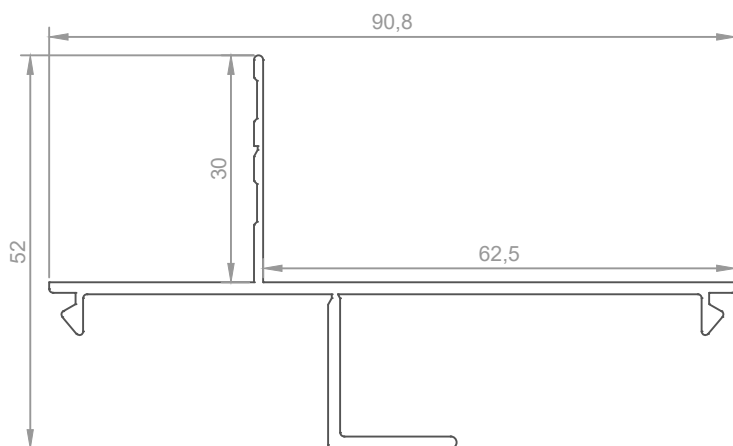
FLYSCREEN CHANNEL ADAPTER	
Part no.	Length
DGS88	6000



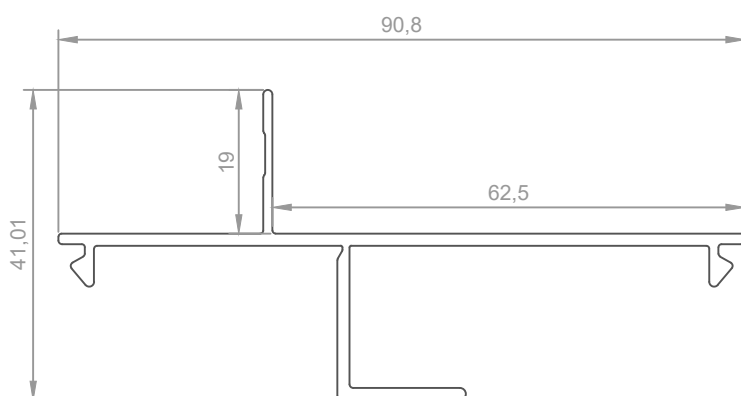
PLANT-ON INTERLOCK FLYSCREEN ADAPTER	
Part no.	Length
DGS89	6000



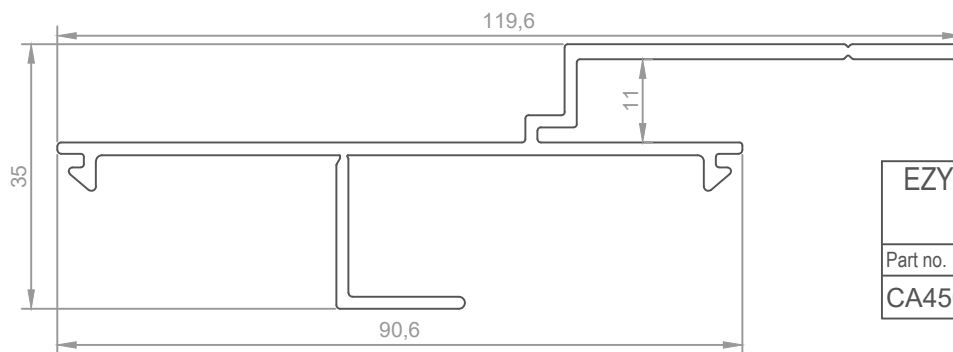
114MM SUBSILL WITH FIN	
Part no.	Length
SS21	6500



REVEAL ADAPTER	
Part no.	Length
CA430	6500



REVEAL ADAPTER	
Part no.	Length
CA490	6500

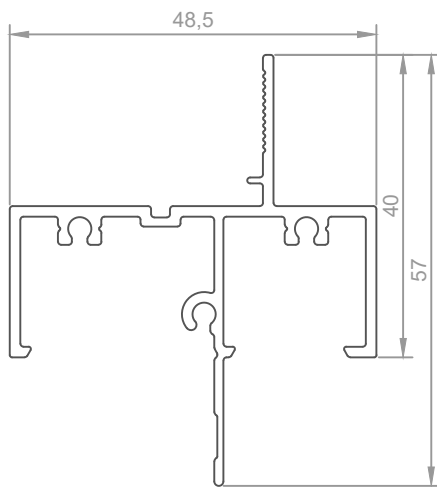


EZY REVEAL ADAPTER	
Part no.	Length
CA450	6500

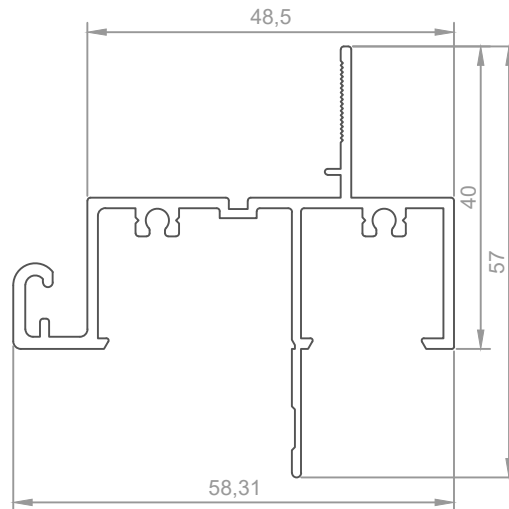


EZY REVEAL ADAPTER	
Part no.	Length
CA493	6500

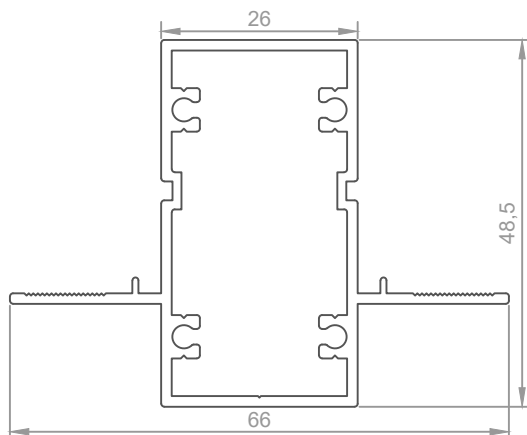
Comet Awning Window



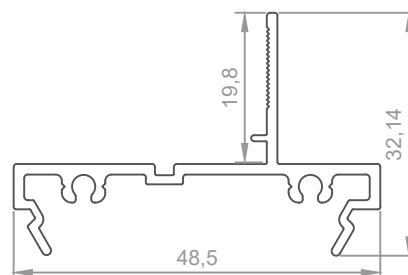
FRAME	
Part no.	Length
F50	6000



HOOK HEAD	
Part no.	Length
F58	6000

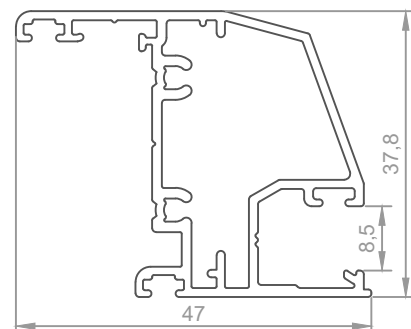


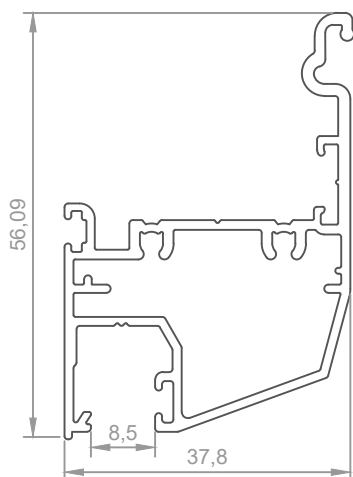
TRANSOM	
Part no.	Length
F51	6000



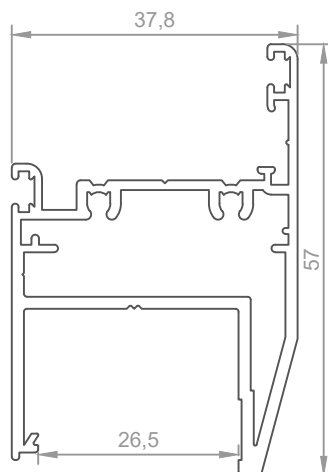
ADAPTER	
Part no.	Length
F52	6000

SINGLE GLAZED SASH	
Part no.	Length
F53	6000

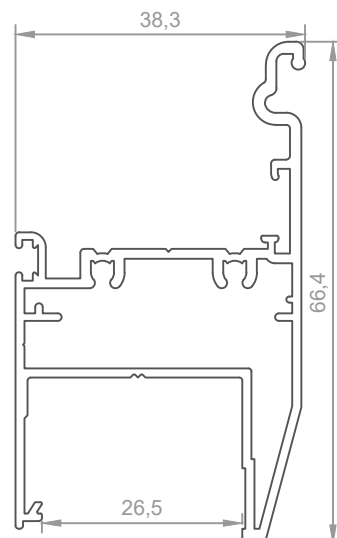




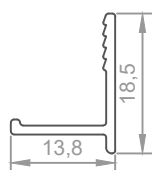
SINGLE GLAZED HOOK SASH	
Part no.	Length
F59	6000



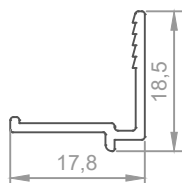
DOUBLE GLAZED SASH	
Part no.	Length
F62	6000



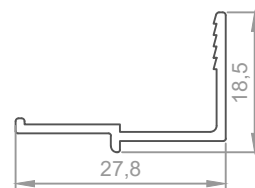
DOUBLE GLAZED HOOK SASH	
Part no.	Length
F63	6000



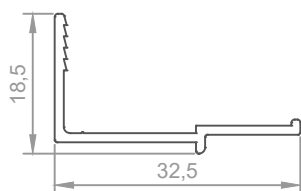
SINGLE GLAZED BEAD	
Part no.	Length
F56	6000



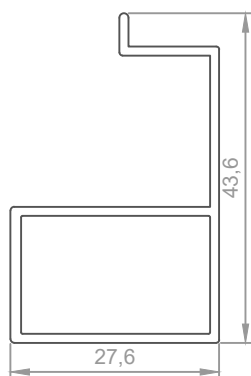
SINGLE GLAZED BEAD	
Part no.	Length
F65	6000



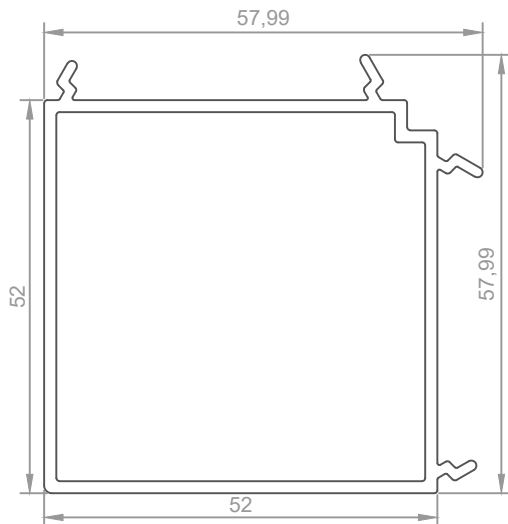
DOUBLE GLAZED BEAD	
Part no.	Length
F55	6000



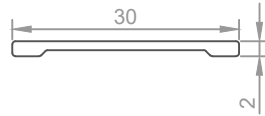
DOUBLE GLAZED BEAD	
Part no.	Length
F64	6000



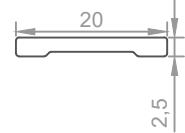
CHAIN WINDER ADAPTER	
Part no.	Length
F57	5400



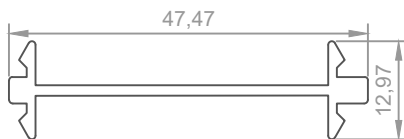
CORNER COUPLER	
Part no.	Length
BC50	6000



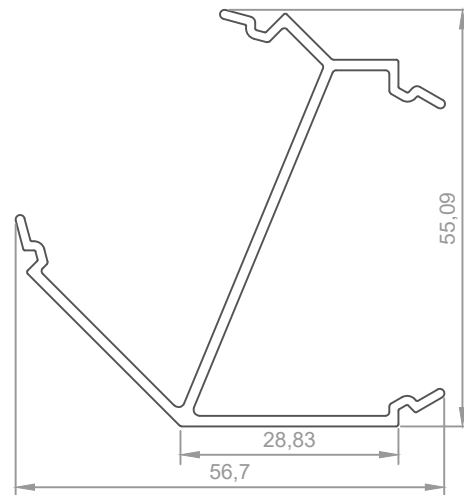
COLONIAL BAR	
Part no.	Length
F74	5000



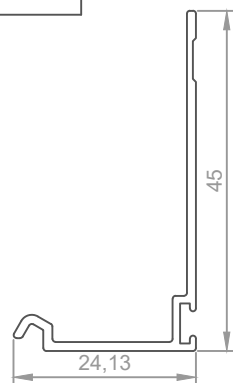
COLONIAL BAR	
Part no.	Length
F75	3600



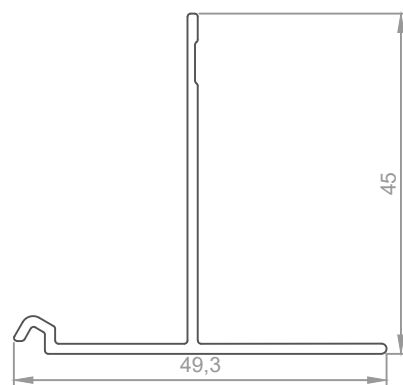
BACK TO BACK ADAPTER	
Part no.	Length
CSW9	6000



135 DEGREE BAY COUPLER	
Part no.	Length
CSW10	6000

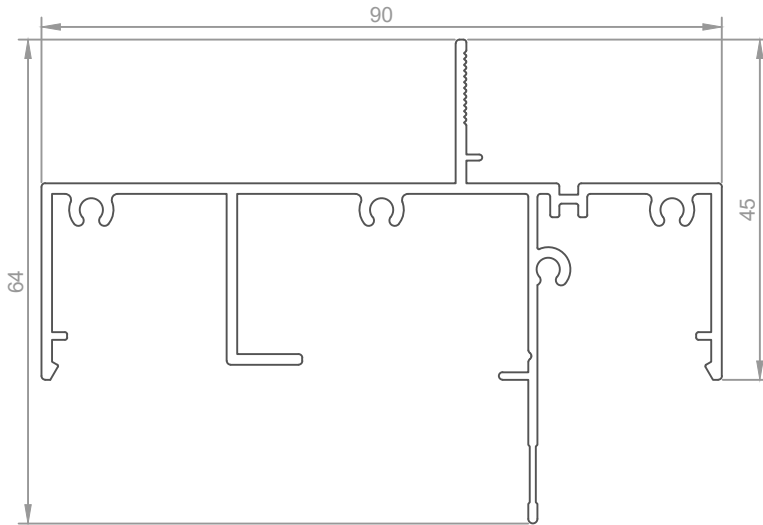


REVEAL CLOSER	
Part no.	Length
F60	6000

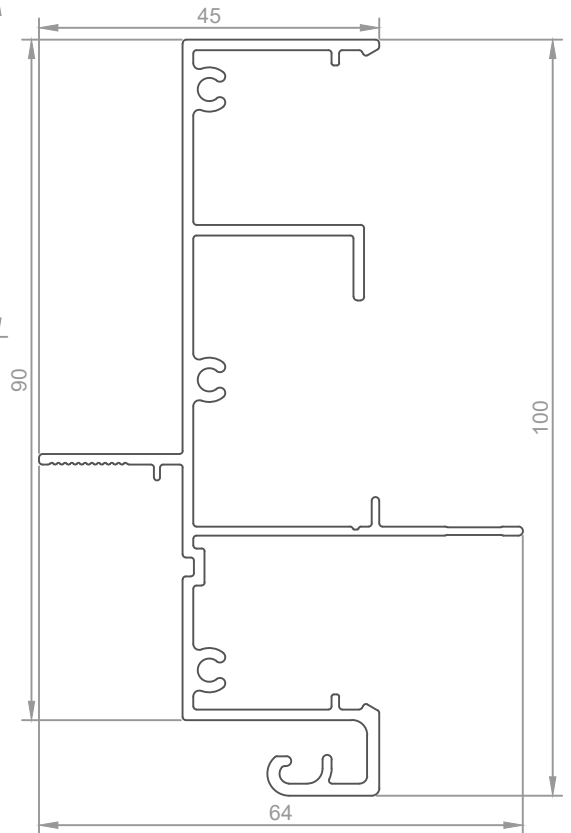


EXTENDED FRAME CLOSER	
Part no.	Length
F61	6000

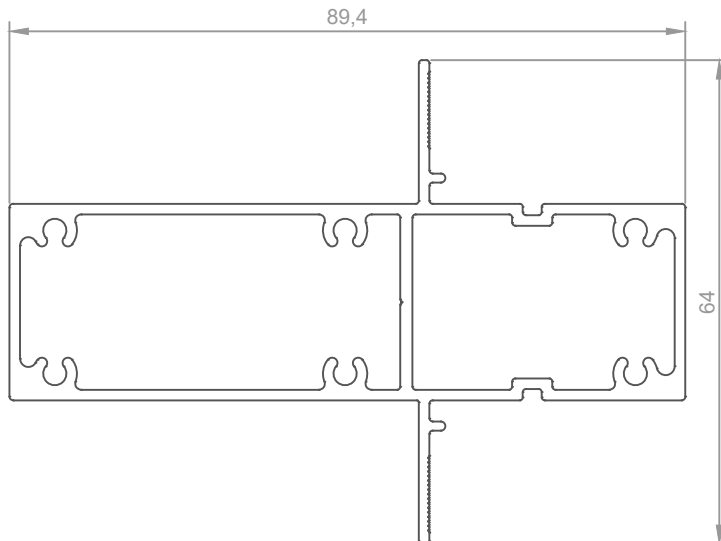
Apollo Awning/Casement Window



FRAME	
Part no.	Length
F90	6000



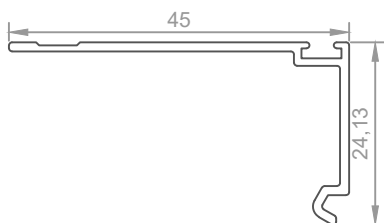
HOOK HEAD	
Part no.	Length
F99	6000



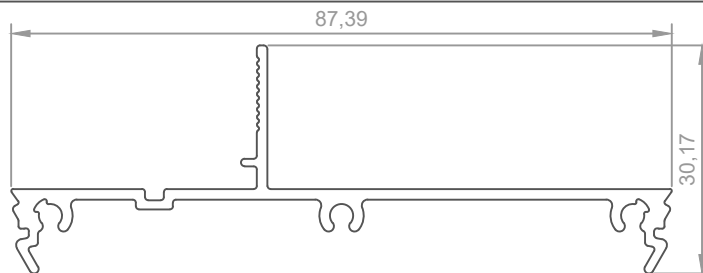
BOX TRANSOM	
Part no.	Length
F94	6000

IMPORTANT NOTICE

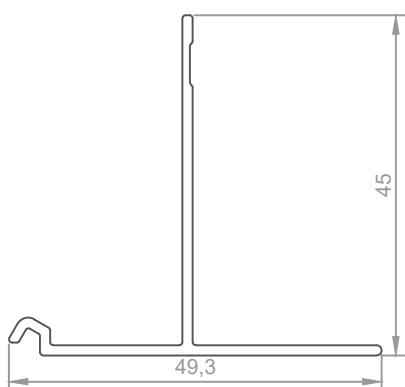
THIS DRAWING AND THE DESIGN SHOWN IS THE INTELLECTUAL PROPERTY OF
CONCEPT ARCHITECTURAL SYSTEMS AND IS PROTECTED BY COPYRIGHT. THIS DRAWING MAY NOT BE
COPIED OR DISTRIBUTED WITHOUT THE WRITTEN CONSENT OF CONCEPT ARCHITECTURAL SYSTEMS ©



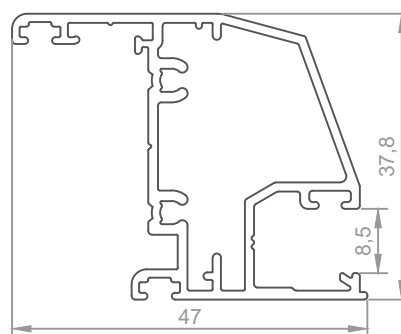
REVEAL CLOSER	
Part no.	Length
F60	6000



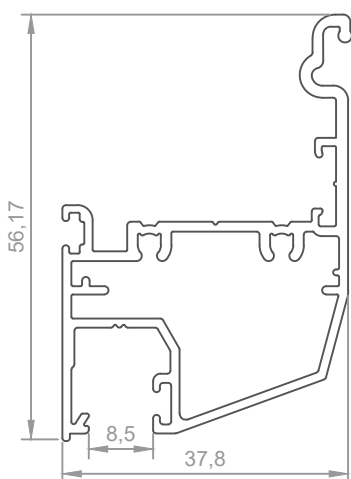
ADAPTER	
Part no.	Length
F93	6000



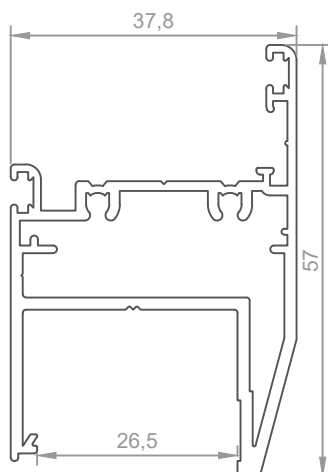
EXTENDED FRAME CLOSER	
Part no.	Length
F61	6000



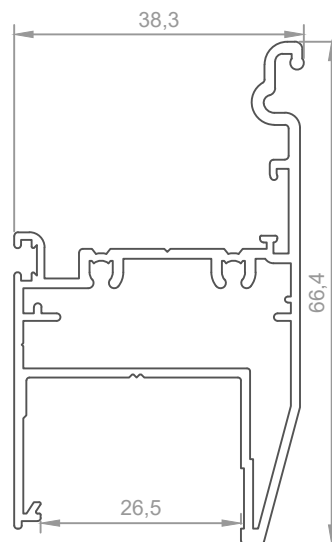
SINGLE GLAZED SASH	
Part no.	Length
F53	6000



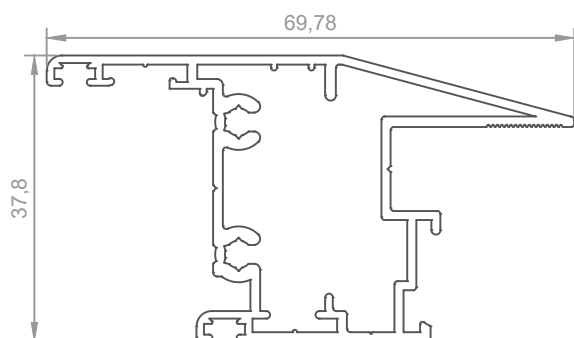
SINGLE GLAZED HOOK SASH	
Part no.	Length
F59	6000



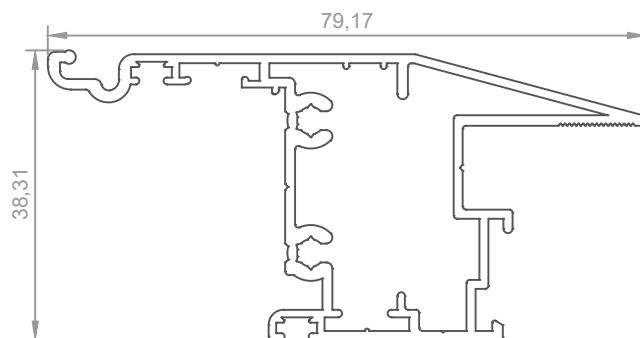
DOUBLE GLAZED SASH	
Part no.	Length
F62	6000



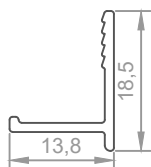
DOUBLE GLAZED HOOK SASH	
Part no.	Length
F63	6000



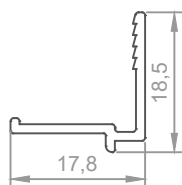
70MM VISTA SASH	
Part no.	Length
F70	6200



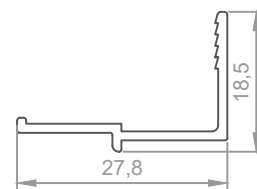
70MM VISTA HOOK SASH	
Part no.	Length
F73	6200



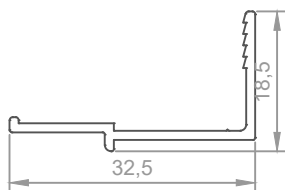
SINGLE GLAZED FRAME BEAD	
Part no.	Length
F56	6000



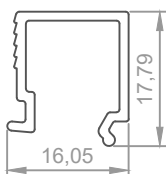
SINGLE GLAZED BEAD	
Part no.	Length
F65	6000



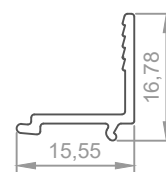
DOUBLE GLAZED FRAME BEAD	
Part no.	Length
F55	6000



DOUBLE GLAZED FRAME BEAD	
Part no.	Length
F64	6000



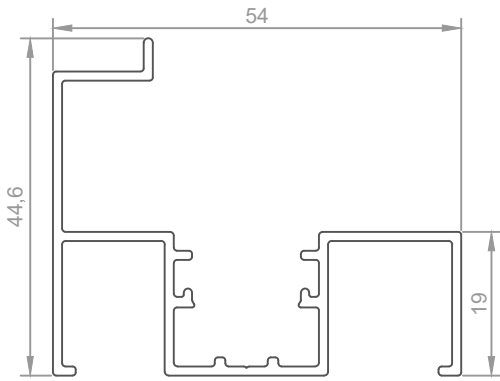
SINGLE GLAZED SASH BEAD	
Part no.	Length
F71	6200



DOUBLE GLAZED SASH BEAD	
Part no.	Length
F72	6200

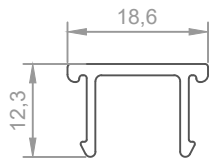
IMPORTANT NOTICE

THIS DRAWING AND THE DESIGN SHOWN IS THE INTELLECTUAL PROPERTY OF
CONCEPT ARCHITECTURAL SYSTEMS AND IS PROTECTED BY COPYRIGHT. THIS DRAWING MAY NOT BE
COPIED OR DISTRIBUTED WITHOUT THE WRITTEN CONSENT OF CONCEPT ARCHITECTURAL SYSTEMS ©



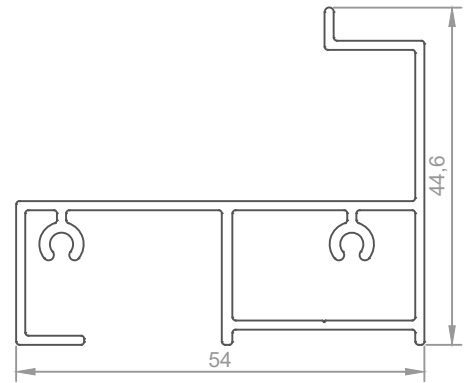
**POCKET CHAIN WINDER
ADAPTER**

Part no.	Length
F92	6500



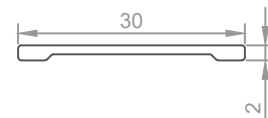
POCKET FILLER

Part no.	Length
CA305	6500



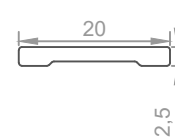
CHAIN WINDER ADAPTER

Part no.	Length
F96	6000




COLONIAL BAR

Part no.	Length
F74	5000



COLONIAL BAR

Part no.	Length
F75	3600

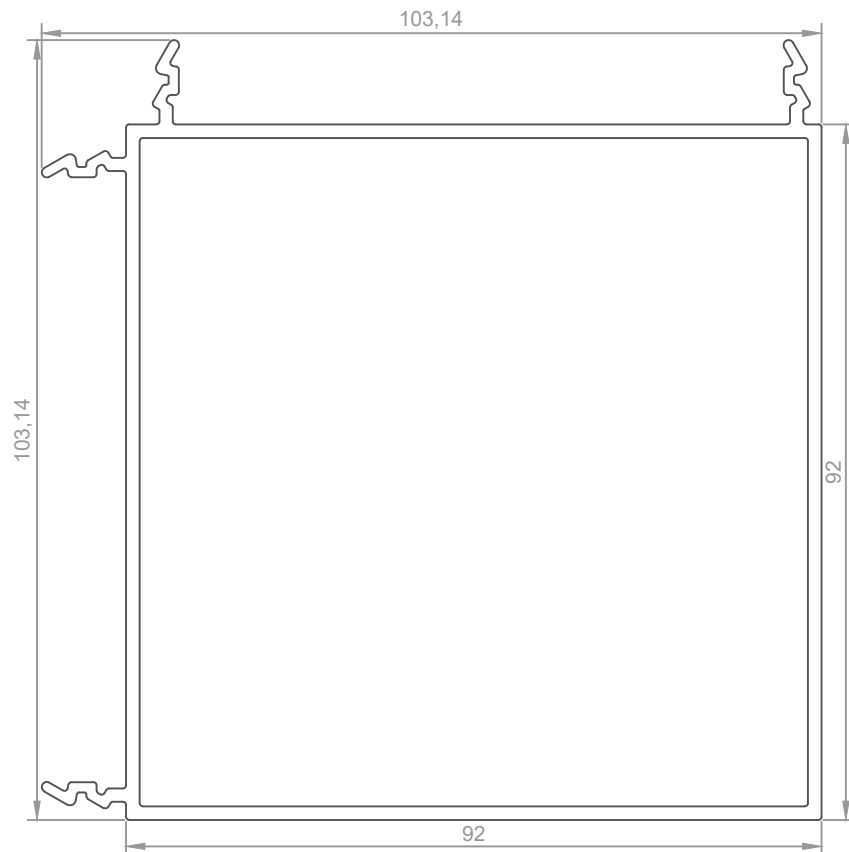


SLOTTED SUBSILL

Part no.	Length
SH102	6500

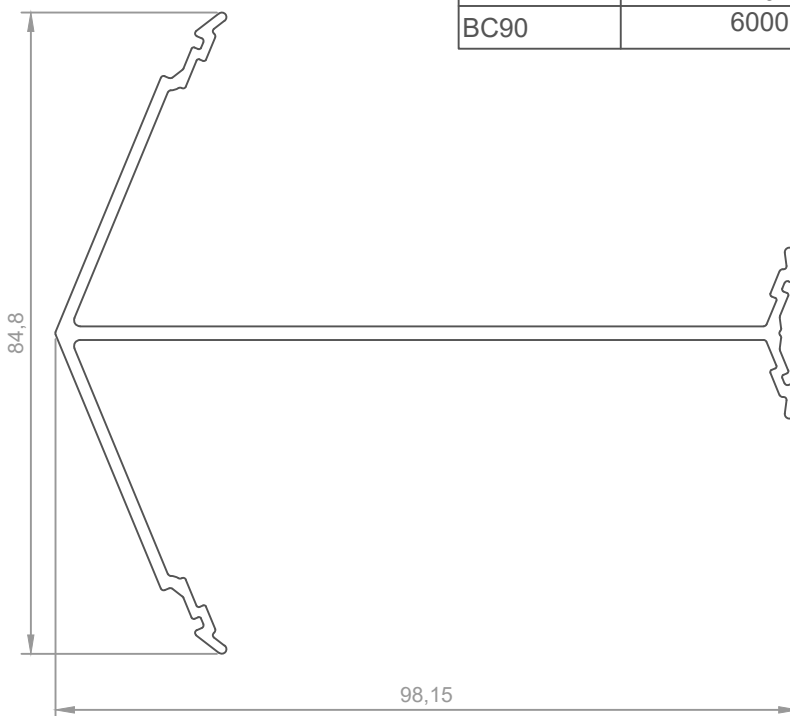
IMPORTANT NOTICE

THIS DRAWING AND THE DESIGN SHOWN IS THE INTELLECTUAL PROPERTY OF
CONCEPT ARCHITECTURAL SYSTEMS AND IS PROTECTED BY COPYRIGHT. THIS DRAWING MAY NOT BE
COPIED OR DISTRIBUTED WITHOUT THE WRITTEN CONSENT OF CONCEPT ARCHITECTURAL SYSTEMS ©



CORNER COUPLER

Part no.	Length
BC90	6000



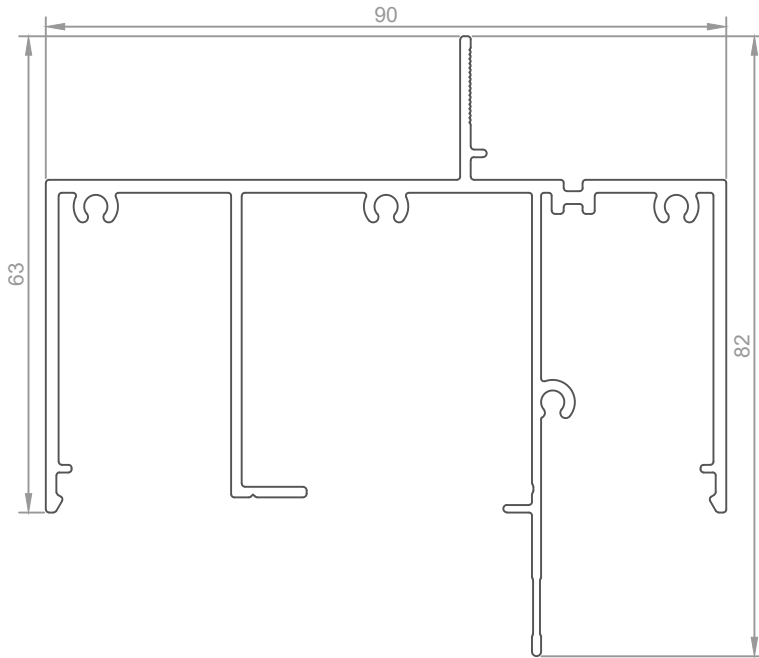
135° BAY COUPLER

Part no.	Length
F135	6000

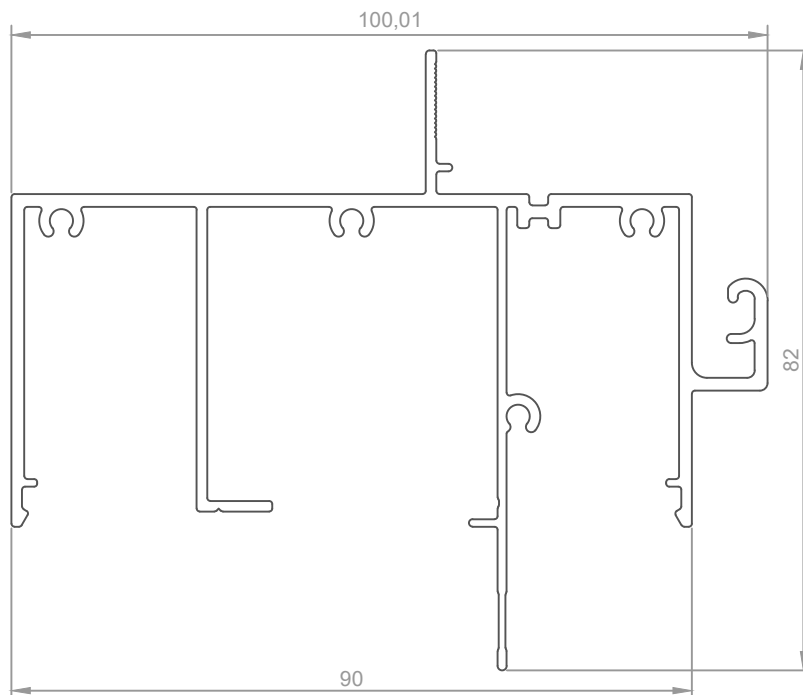
IMPORTANT NOTICE

THIS DRAWING AND THE DESIGN SHOWN IS THE INTELLECTUAL PROPERTY OF
CONCEPT ARCHITECTURAL SYSTEMS AND IS PROTECTED BY COPYRIGHT. THIS DRAWING MAY NOT BE
COPIED OR DISTRIBUTED WITHOUT THE WRITTEN CONSENT OF CONCEPT ARCHITECTURAL SYSTEMS ©

Titan Awning/Casement Window



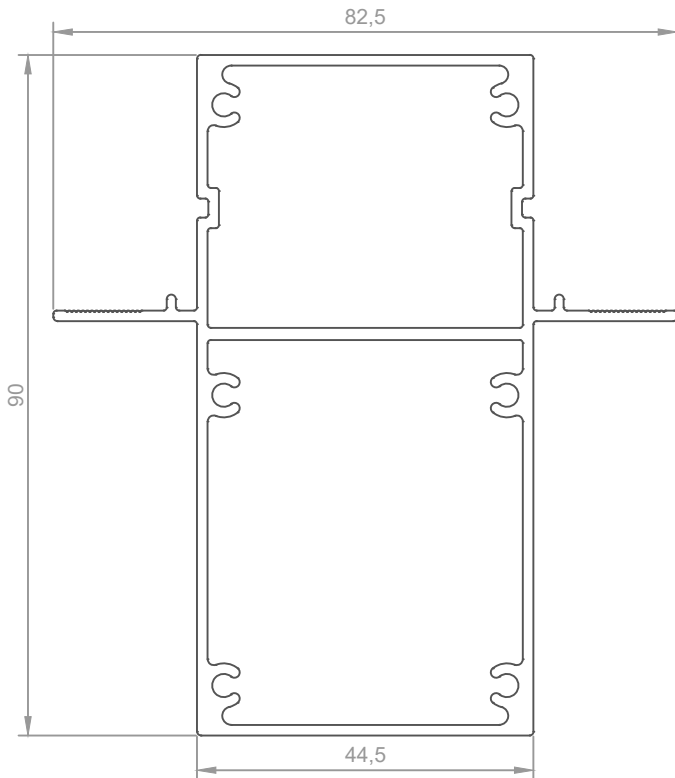
SQUARE CUT FRAME	
Part no.	Length
F91	6000



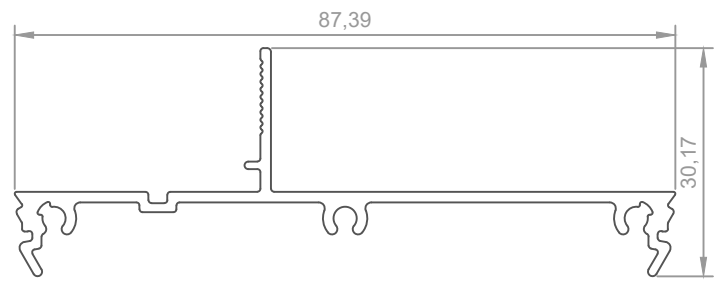
HOOK HEAD	
Part no.	Length
F82	6000

IMPORTANT NOTICE

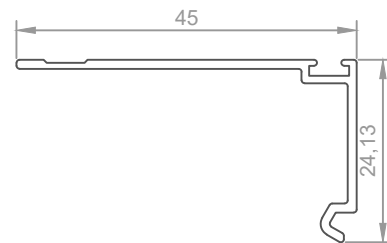
THIS DRAWING AND THE DESIGN SHOWN IS THE INTELLECTUAL PROPERTY OF
CONCEPT ARCHITECTURAL SYSTEMS AND IS PROTECTED BY COPYRIGHT. THIS DRAWING MAY NOT BE
COPIED OR DISTRIBUTED WITHOUT THE WRITTEN CONSENT OF CONCEPT ARCHITECTURAL SYSTEMS ©



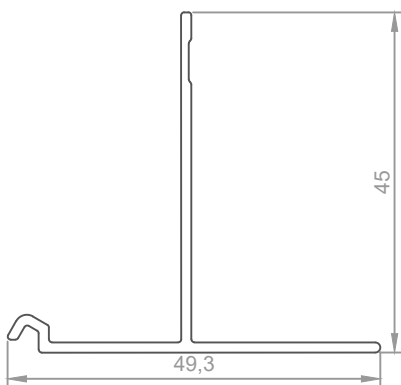
BOX TRANSOM	
Part no.	Length
F95	6000



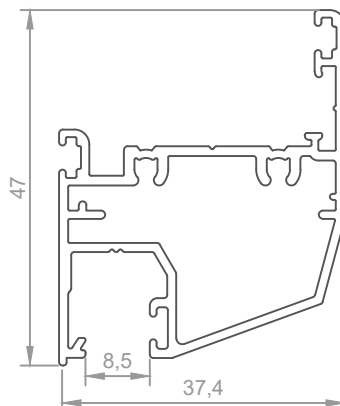
ADAPTER	
Part no.	Length
F93	6000



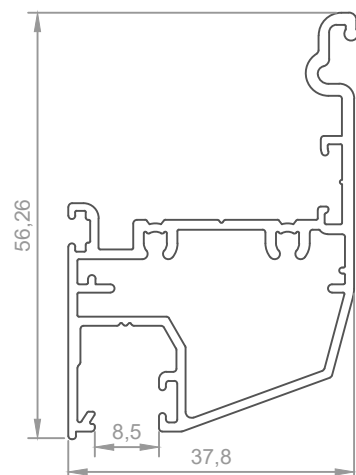
REVEAL CLOSER	
Part no.	Length
F60	6000



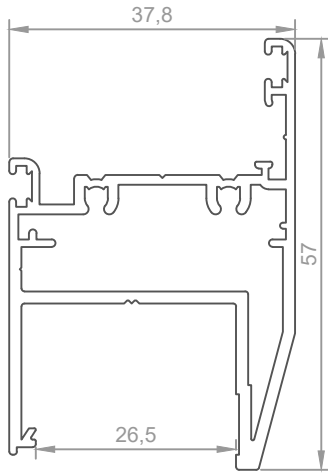
EXTENDED FRAME CLOSER	
Part no.	Length
F61	6000



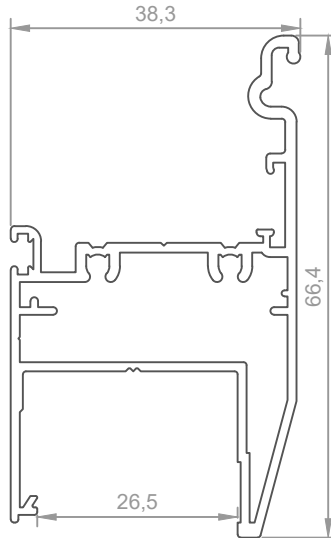
SINGLE GLAZED SASH	
Part no.	Length
F53	6000



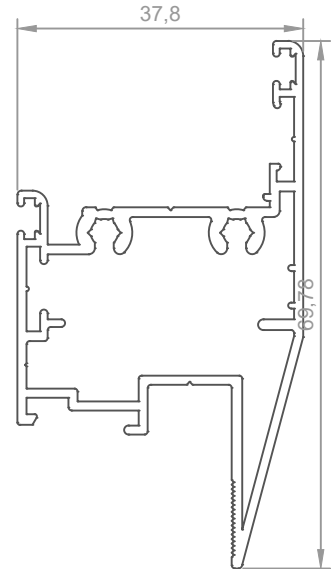
SINGLE GLAZED HOOK SASH	
Part no.	Length
F59	6000



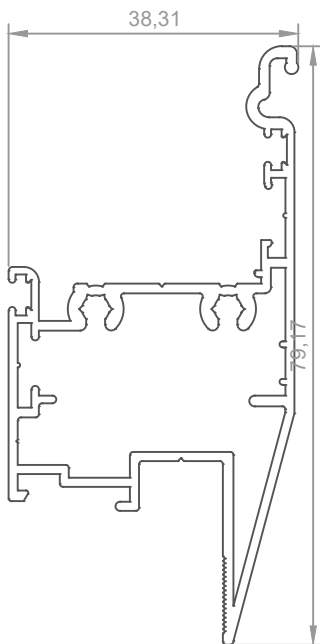
DOUBLE GLAZED SASH	
Part no.	Length
F62	6000



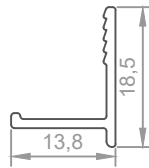
DOUBLE GLAZED HOOK SASH	
Part no.	Length
F63	6000



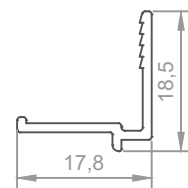
70MM VISTA SASH	
Part no.	Length
F70	6200



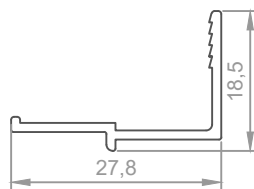
70MM VISTA HOOK SASH	
Part no.	Length
F73	6200



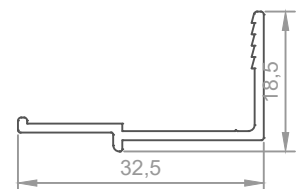
SINGLE GLAZED FRAME BEAD	
Part no.	Length
F56	6000



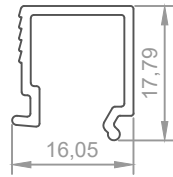
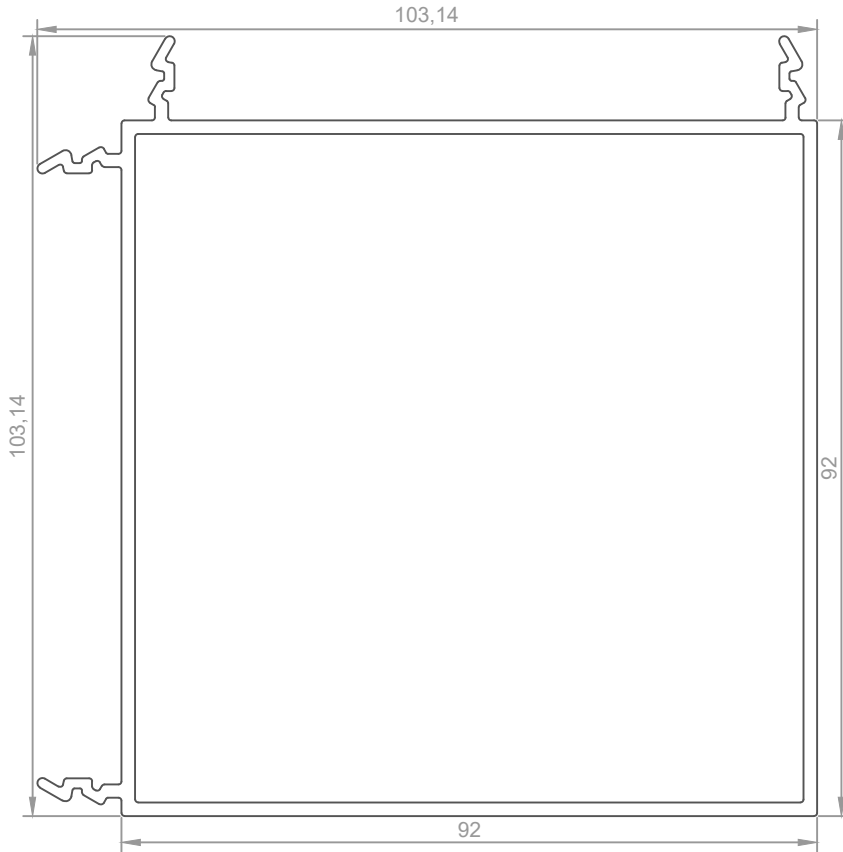
SINGLE GLAZED FRAME BEAD	
Part no.	Length
F65	6000



DOUBLE GLAZED FRAME BEAD	
Part no.	Length
F55	6000

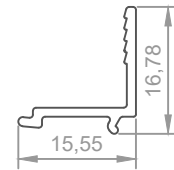


DOUBLE GLAZED FRAME BEAD	
Part no.	Length
F64	6000



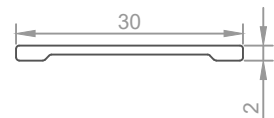
SINGLE GLAZED SASH BEAD

Part no.	Length
F71	6200



DOUBLE GLAZED SASH BEAD

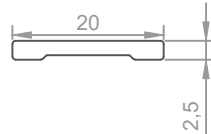
Part no.	Length
F72	6200



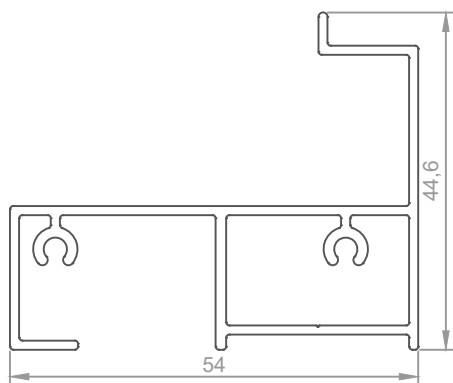
COLONIAL BAR

Part no.	Length
F74	5000

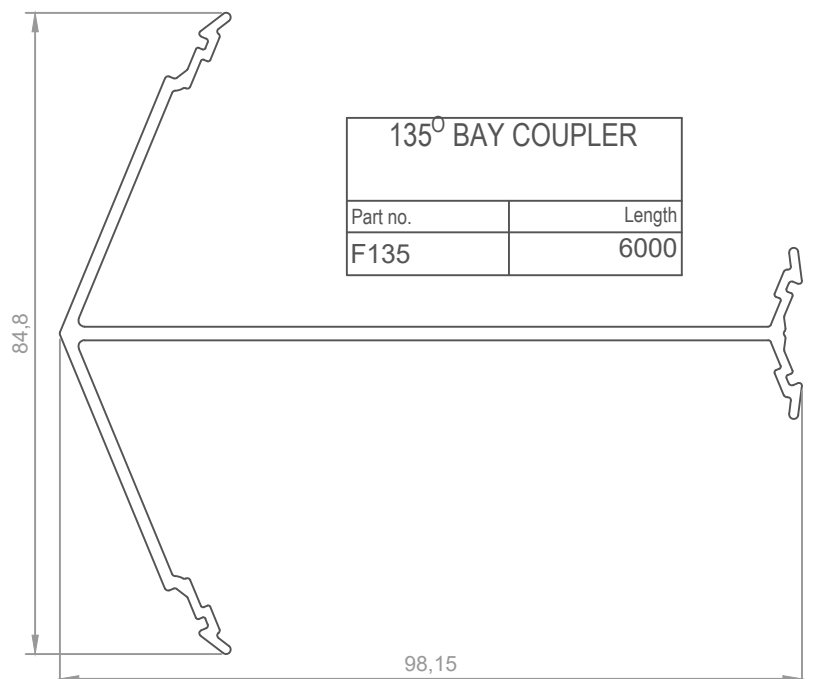
CORNER COUPLER	
Part no.	Length
BC90	6000



COLONIAL BAR	
Part no.	Length
F75	3600




CHAIN WINDER ADAPTER	
Part no.	Length
F96	6000

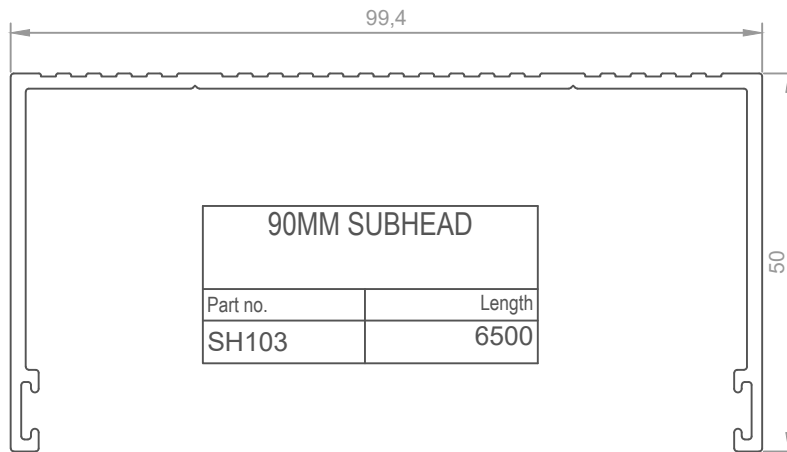


135° BAY COUPLER

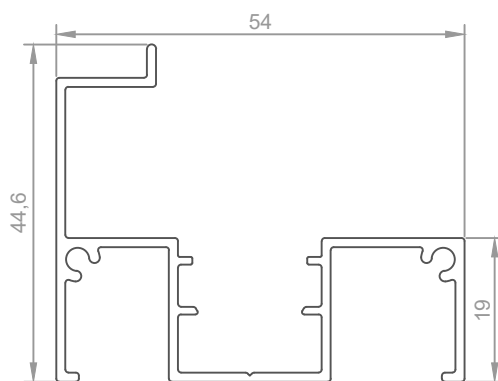
Part no.	Length
F135	6000



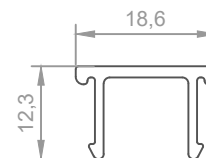
SLOTTED SUBSILL	
Part no.	Length
SH102	6500



90MM SUBHEAD	
Part no.	Length
SH103	6500

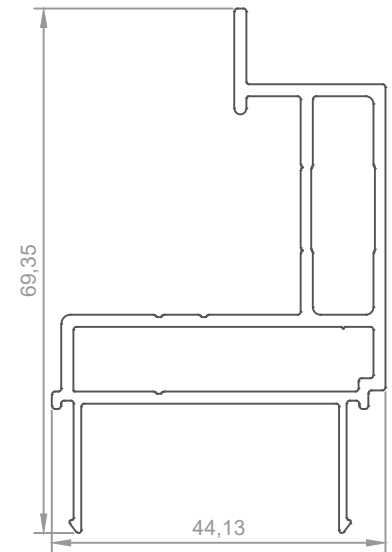
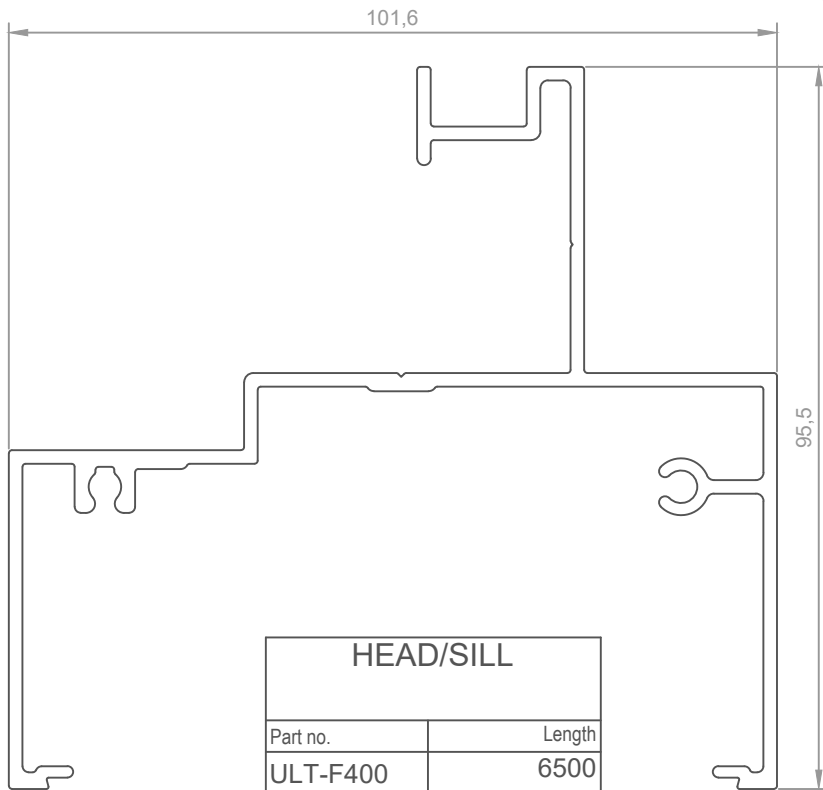


POCKET CHAIN WINDER ADAPTER	
Part no.	Length
F92	6500

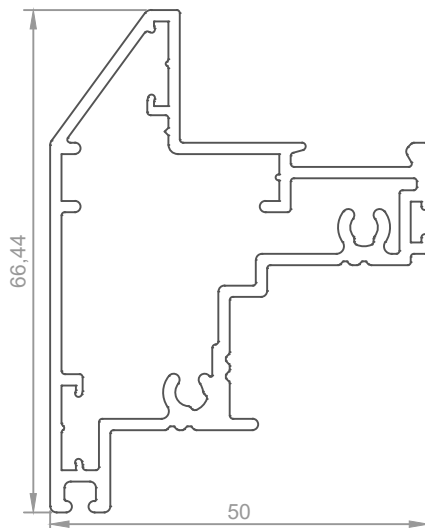


POCKET FILLER	
Part no.	Length
CA305	6500

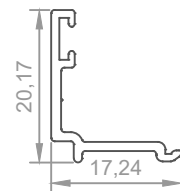
Ultramax Plus Awning/Casement



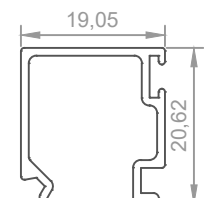
JAMB ADAPTER	
Part no.	Length
ULT-J401	6500




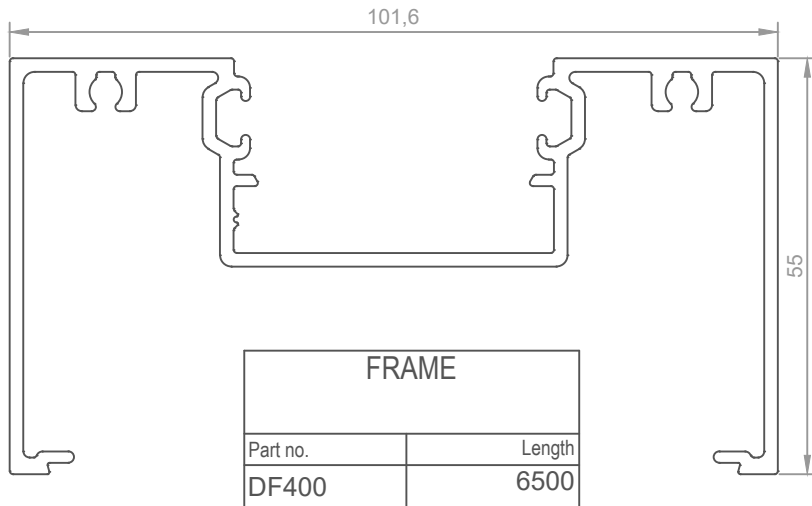
SASH	
Part no.	Length
ULT-S402	6500



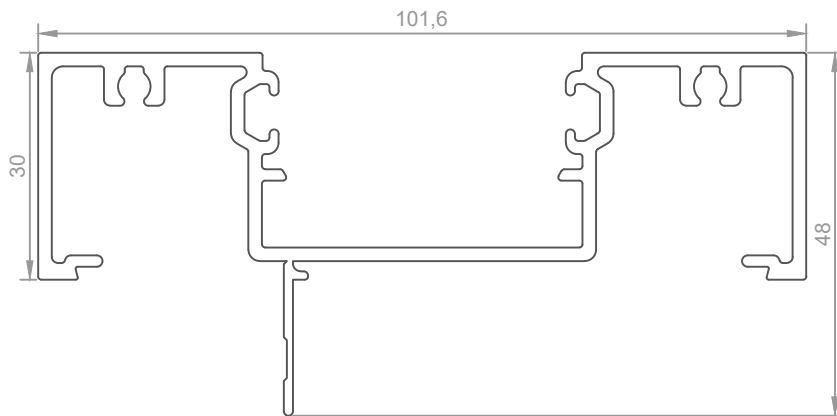
DOUBLE GLAZED BEAD	
Part no.	Length
ULT-B30	6500



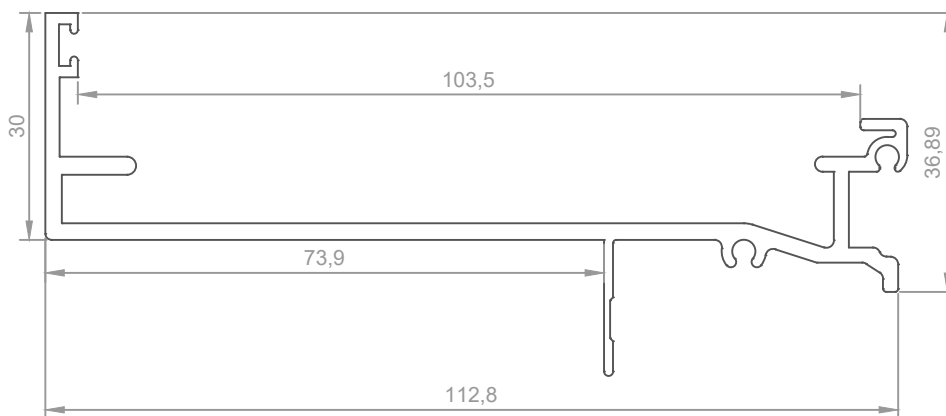
SINGLE GLAZED BEAD	
Part no.	Length
ULT-B14	6500



DOUBLE GLAZED POCKET FILLER	
Part no.	Length
DF605	6500



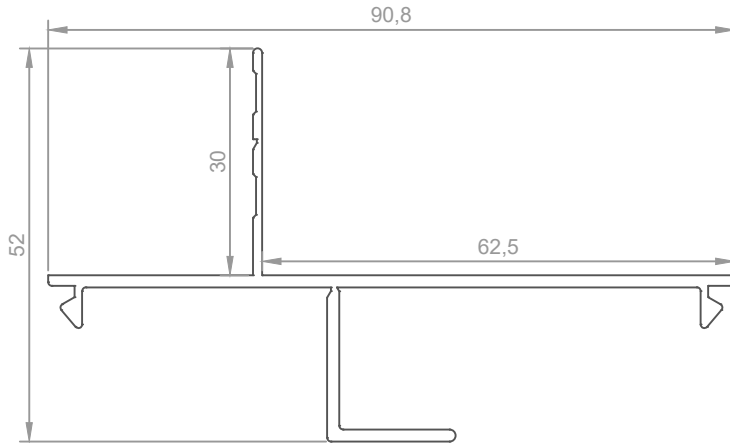
NARROW FRAME	
Part no.	Length
DF414	6500



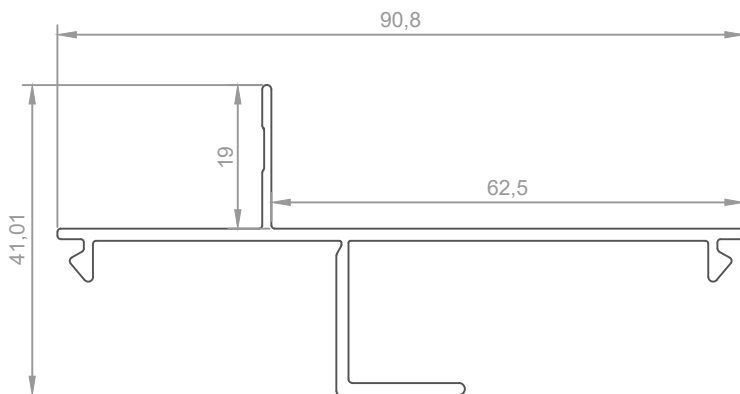
114MM SUBSILL WITH FIN	
Part no.	Length
SS21	6500

IMPORTANT NOTICE

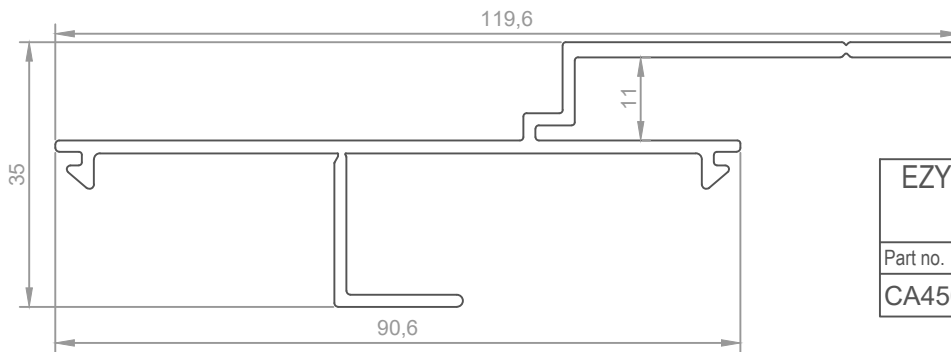
THIS DRAWING AND THE DESIGN SHOWN IS THE INTELLECTUAL PROPERTY OF
CONCEPT ARCHITECTURAL SYSTEMS AND IS PROTECTED BY COPYRIGHT. THIS DRAWING MAY NOT BE
COPIED OR DISTRIBUTED WITHOUT THE WRITTEN CONSENT OF CONCEPT ARCHITECTURAL SYSTEMS ©




REVEAL ADAPTER	
Part no.	Length
CA430	6500



REVEAL ADAPTER	
Part no.	Length
CA490	6500

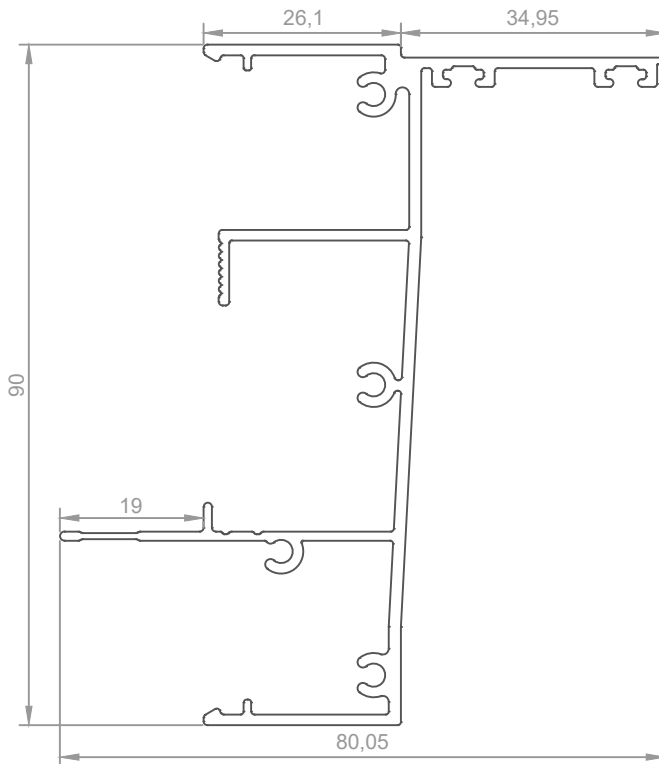


EZY REVEAL ADAPTER	
Part no.	Length
CA450	6500

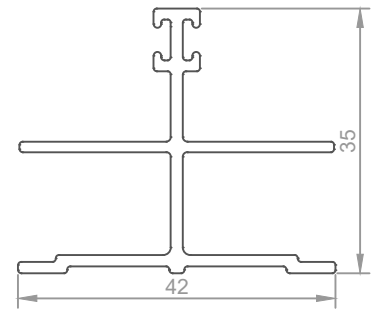


EZY REVEAL ADAPTER	
Part no.	Length
CA493	6500

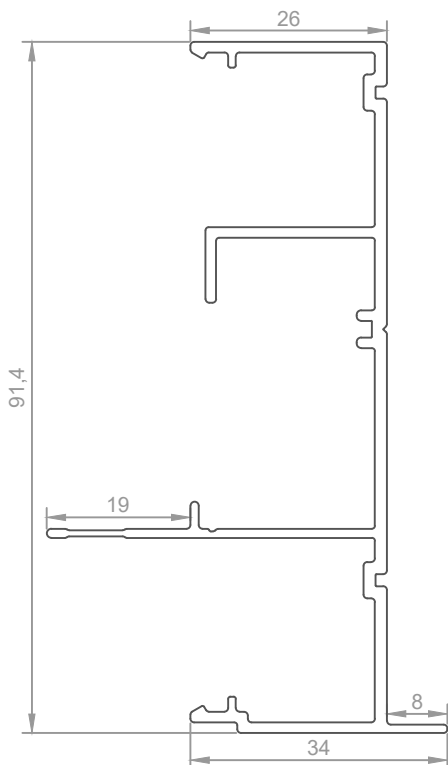
Zeus Double Hung



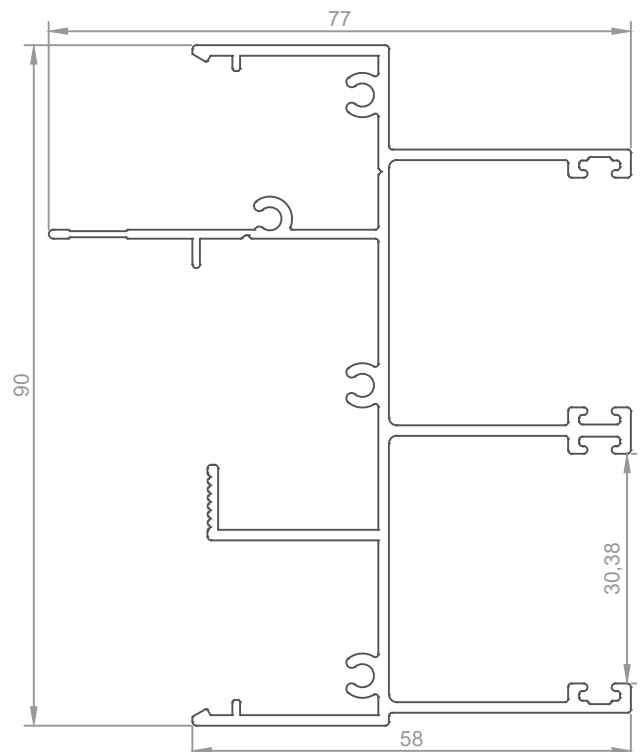
SILL	
Part no.	Length
DHW90	6000



CENTRE JAMB GUIDE	
Part no.	Length
DHW92	6000



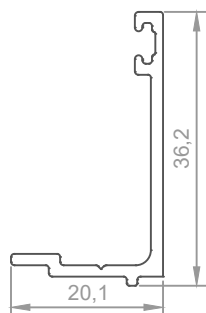
JAMB	
Part no.	Length
DHW91	6000



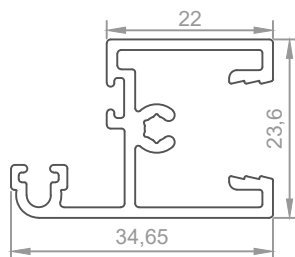
HEAD	
Part no.	Length
DGS86	6000

IMPORTANT NOTICE

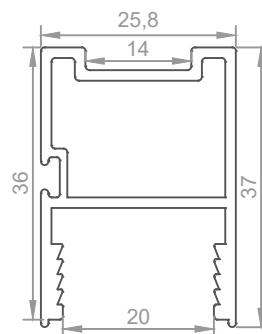
THIS DRAWING AND THE DESIGN SHOWN IS THE INTELLECTUAL PROPERTY OF
CONCEPT ARCHITECTURAL SYSTEMS AND IS PROTECTED BY COPYRIGHT. THIS DRAWING MAY NOT BE
COPIED OR DISTRIBUTED WITHOUT THE WRITTEN CONSENT OF CONCEPT ARCHITECTURAL SYSTEMS ©



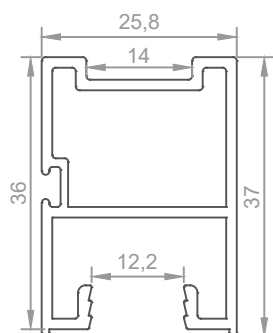
JAMB GUIDE	
Part no.	Length
DHW93	6000



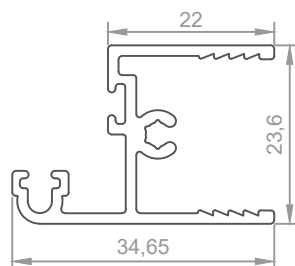
SINGLE GLAZED STILE	
Part no.	Length
DHW101	6000



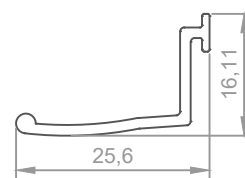
DOUBLE GLAZED RAIL	
Part no.	Length
DHW102	6000



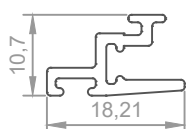
SINGLE GLAZED RAIL	
Part no.	Length
DHW100	6000



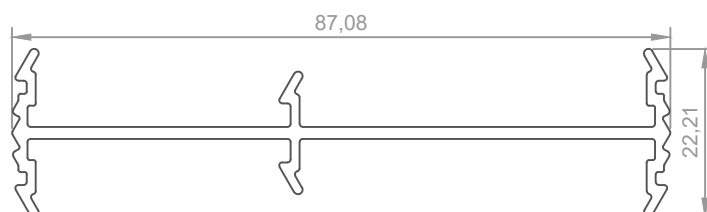
DOUBLE GLAZED RAIL	
Part no.	Length
DHW103	6000



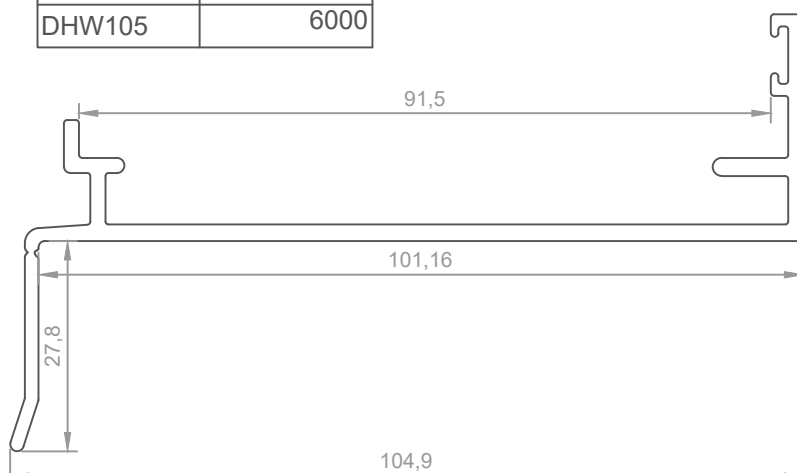
HANDLE	
Part no.	Length
DHW104	6000



INTERLOCK	
Part no.	Length
DHW105	6000



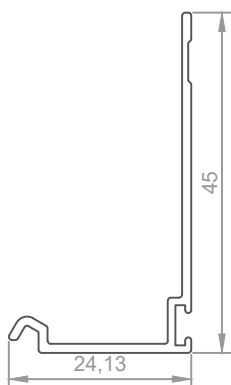
BACK TO BACK ADAPTER	
Part no.	Length
DHW106	6000



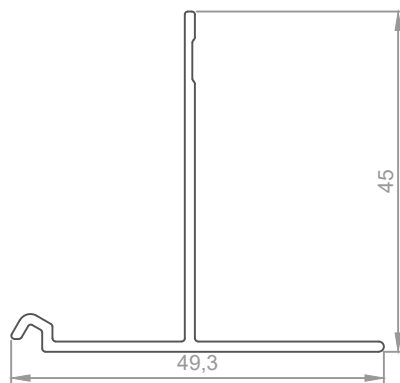
SLOTTED SUBSILL	
Part no.	Length
SH102	6500

IMPORTANT NOTICE

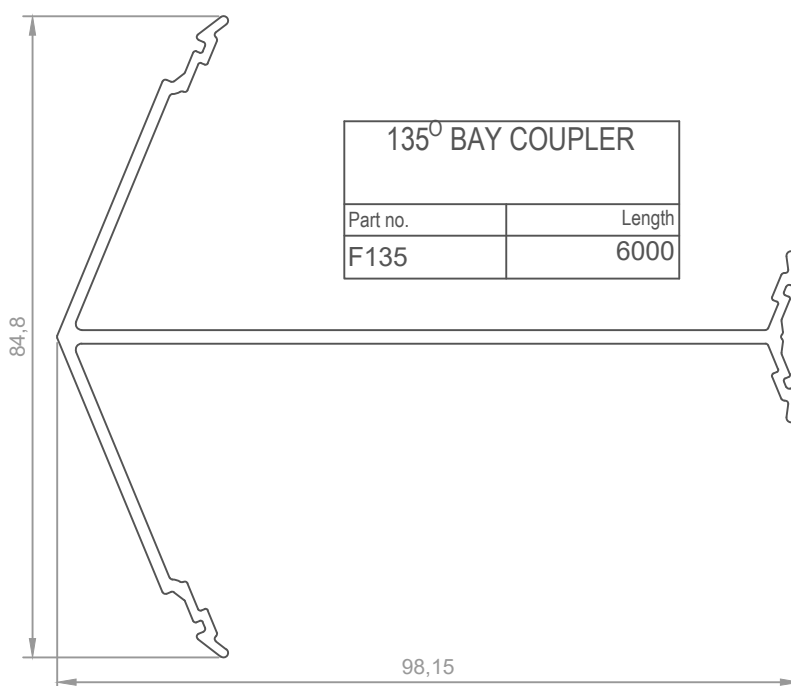
THIS DRAWING AND THE DESIGN SHOWN IS THE INTELLECTUAL PROPERTY OF
CONCEPT ARCHITECTURAL SYSTEMS AND IS PROTECTED BY COPYRIGHT. THIS DRAWING MAY NOT BE
COPIED OR DISTRIBUTED WITHOUT THE WRITTEN CONSENT OF CONCEPT ARCHITECTURAL SYSTEMS ©



REVEAL CLOSER	
Part no.	Length
F60	6000



EXTENDED FRAME CLOSER	
Part no.	Length
F61	6000

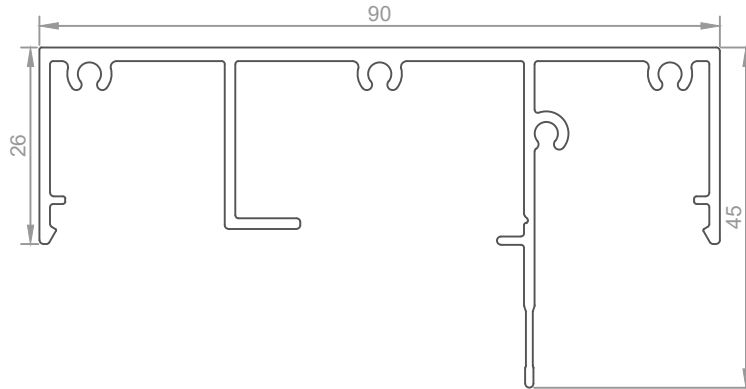


135° BAY COUPLER	
Part no.	Length
F135	6000

IMPORTANT NOTICE

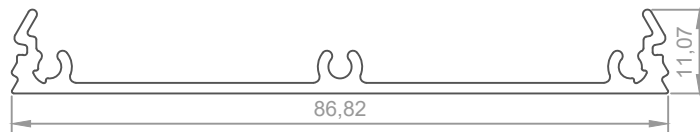
THIS DRAWING AND THE DESIGN SHOWN IS THE INTELLECTUAL PROPERTY OF
CONCEPT ARCHITECTURAL SYSTEMS AND IS PROTECTED BY COPYRIGHT. THIS DRAWING MAY NOT BE
COPIED OR DISTRIBUTED WITHOUT THE WRITTEN CONSENT OF CONCEPT ARCHITECTURAL SYSTEMS ©

Apollo Sashless Window



FRAME

Part no.	Length
F100	6500



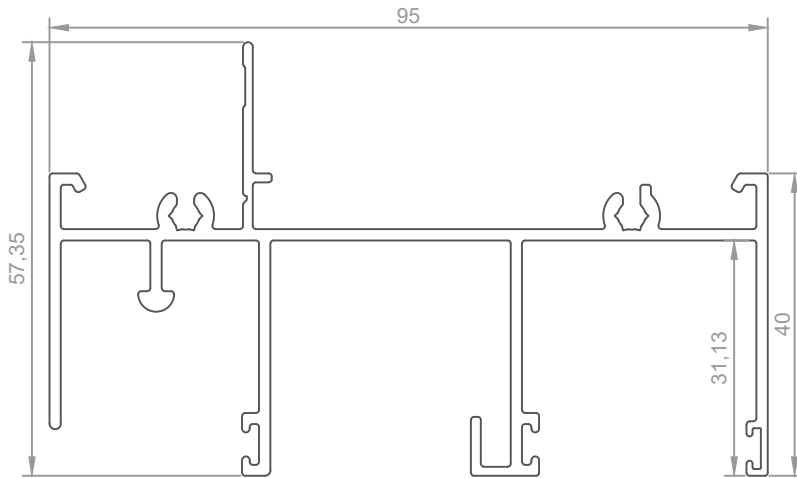
FLAT FILLER

Part no.	Length
F101	6000

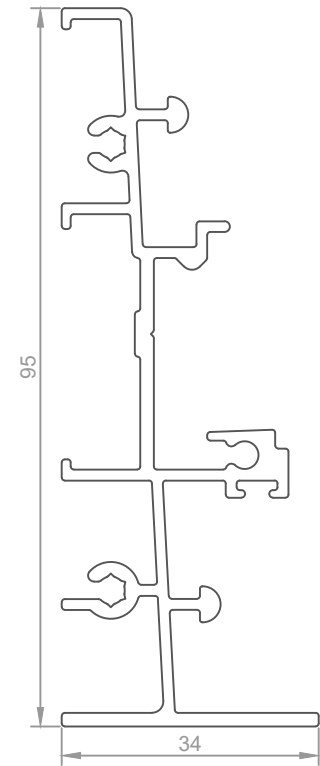
IMPORTANT NOTICE

THIS DRAWING AND THE DESIGN SHOWN IS THE INTELLECTUAL PROPERTY OF
CONCEPT ARCHITECTURAL SYSTEMS AND IS PROTECTED BY COPYRIGHT. THIS DRAWING MAY NOT BE
COPIED OR DISTRIBUTED WITHOUT THE WRITTEN CONSENT OF CONCEPT ARCHITECTURAL SYSTEMS ©

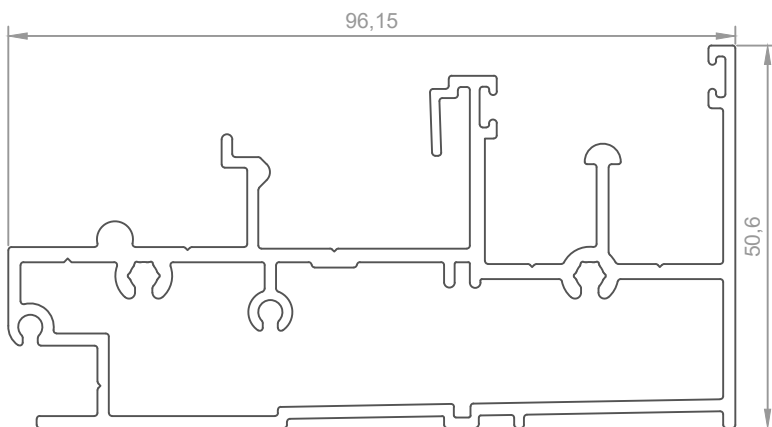
Comet Sliding Door



HEAD	
Part no.	Length
CSD1	6500

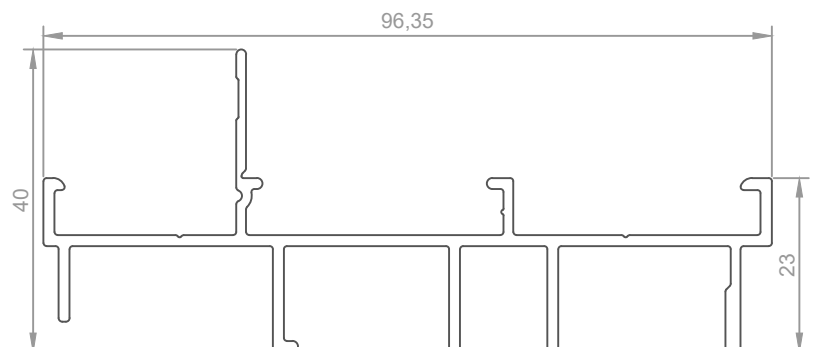


SILL	
Part no.	Length
CSD9	6500



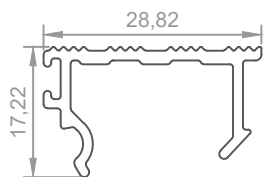
HIGH PERFORMANCE SILL	
Part no.	Length
HPS95	6500

JAMB	
Part no.	Length
CSD3	4900 / 6500

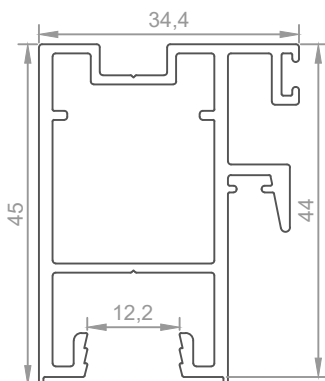


IMPORTANT NOTICE

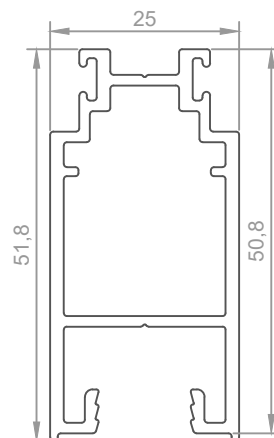
THIS DRAWING AND THE DESIGN SHOWN IS THE INTELLECTUAL PROPERTY OF
CONCEPT ARCHITECTURAL SYSTEMS AND IS PROTECTED BY COPYRIGHT. THIS DRAWING MAY NOT BE
COPIED OR DISTRIBUTED WITHOUT THE WRITTEN CONSENT OF CONCEPT ARCHITECTURAL SYSTEMS ©



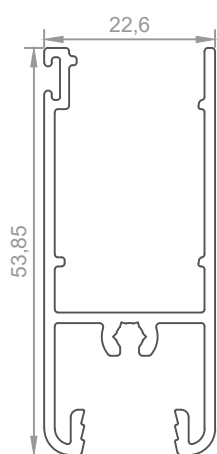
THRESHOLD	
Part no.	Length
CSD8	6500



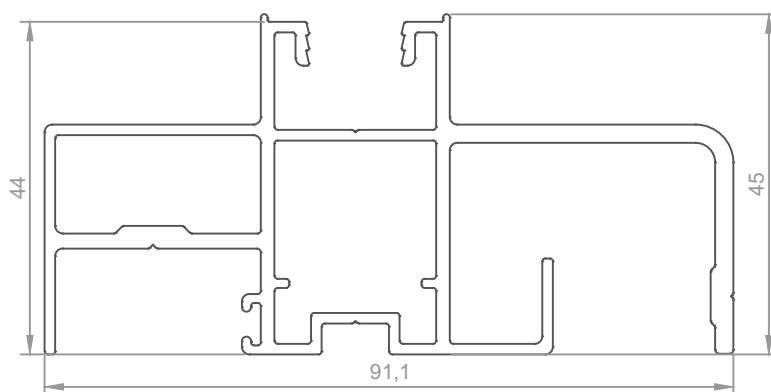
SINGLE GLAZED INTERLOCK	
Part no.	Length
CSD6	4900 / 6500



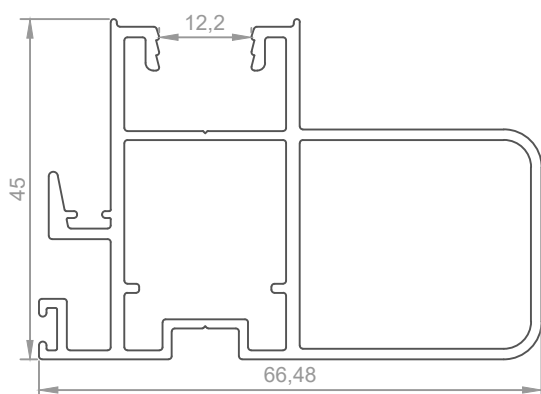
SINGLE GLAZED LOCK STILE	
Part no.	Length
CSD5	4900 / 6500



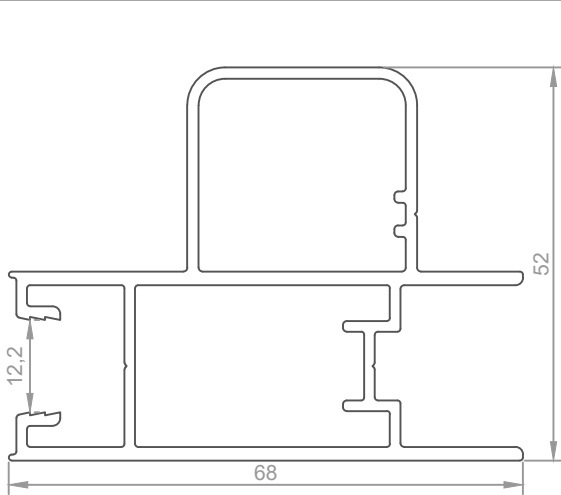
SINGLE GLAZED RAIL	
Part no.	Length
CSD4	6500



SINGLE GLAZED 3 PANEL ADAPTER	
Part no.	Length
STK10	2700

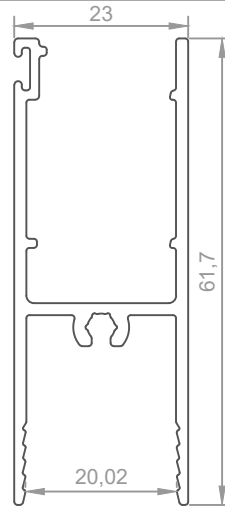


SINGLE GLAZED INTERLOCK	
Part no.	Length
STK4	4900 / 6500



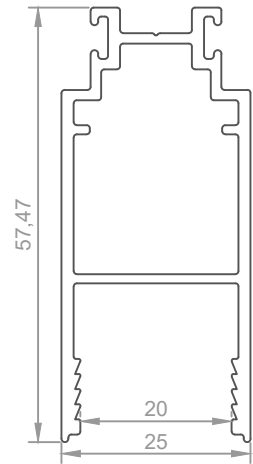
**SINGLE GLAZED 4 PANEL
INTERLOCK**

Part no.	Length
STK7	6500



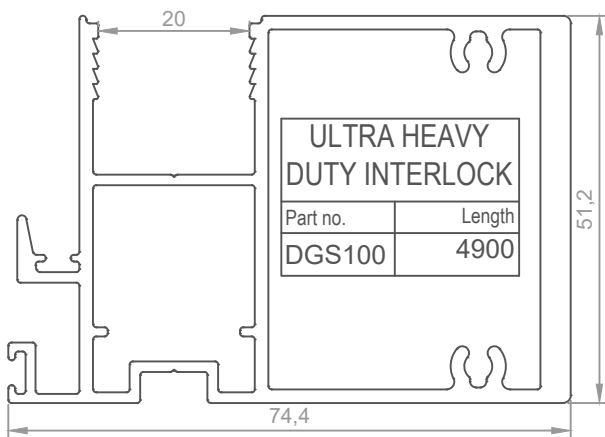
DOUBLE GLAZED RAIL

Part no.	Length
DGS81	6500



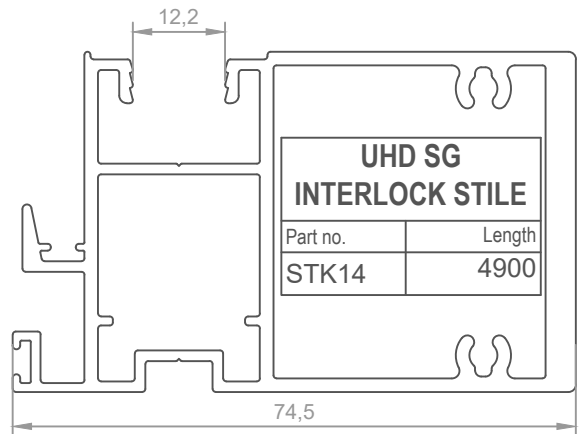
**DOUBLE GLAZED LOCK
STILE**

Part no.	Length
DGS96	4900 / 6500



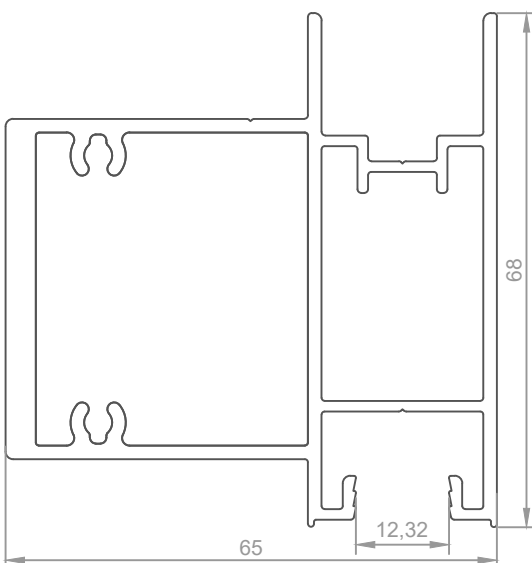
**ULTRA HEAVY
DUTY INTERLOCK**

Part no.	Length
DGS100	4900



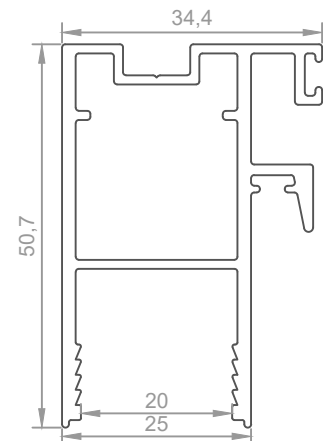
**UHD SG
INTERLOCK STILE**

Part no.	Length
STK14	4900



**UHD SG FEMALE
MEETING STILE**

Part no.	Length
STK17	4900

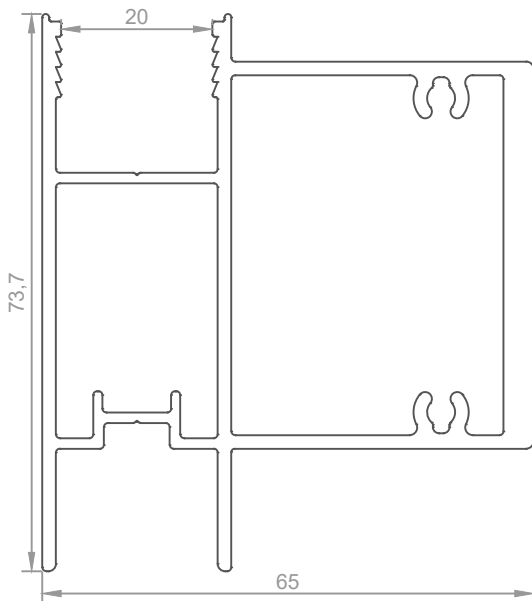


**DOUBLE GLAZED
INTERLOCK**

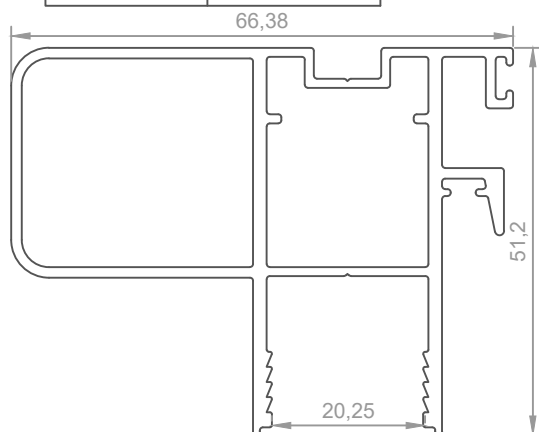
Part no.	Length
DGS97	4900 / 6500

IMPORTANT NOTICE

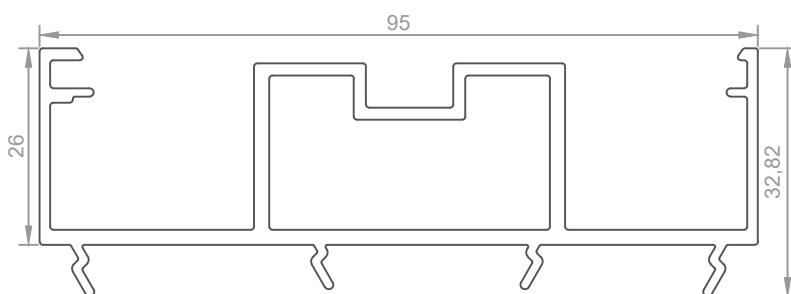
THIS DRAWING AND THE DESIGN SHOWN IS THE INTELLECTUAL PROPERTY OF
CONCEPT ARCHITECTURAL SYSTEMS AND IS PROTECTED BY COPYRIGHT. THIS DRAWING MAY NOT BE
COPIED OR DISTRIBUTED WITHOUT THE WRITTEN CONSENT OF CONCEPT ARCHITECTURAL SYSTEMS ©



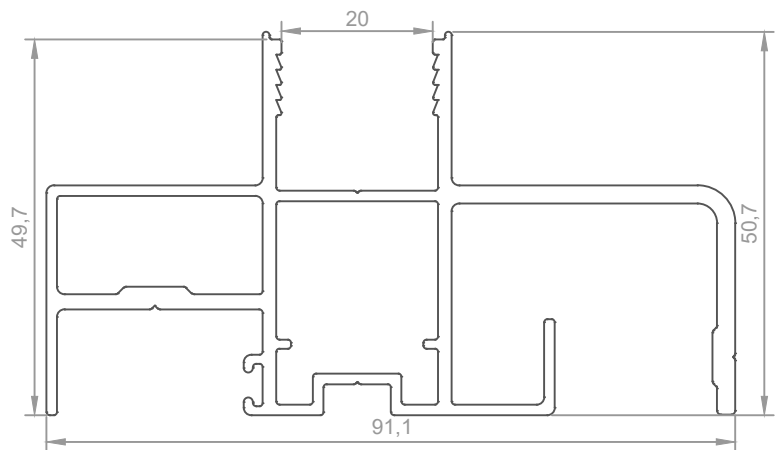
ULTRA HEAVY DUTY MEETING STILE	
Part no.	Length
DGS101	4900



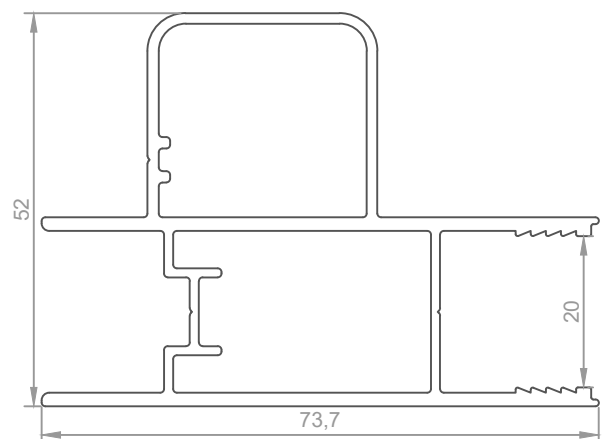
DOUBLE GLAZED INTERLOCK	
Part no.	Length
DGS80	4900 / 6500



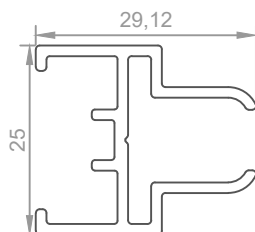
DOOR TO WINDOW COUPLER	
Part no.	Length
BC95	6000



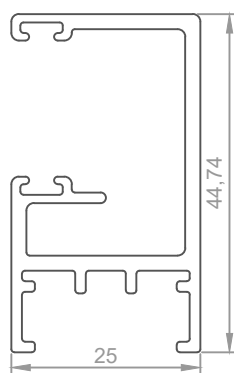
DOUBLE GLAZED 3 PANEL ADAPTER	
Part no.	Length
DGS99	2700



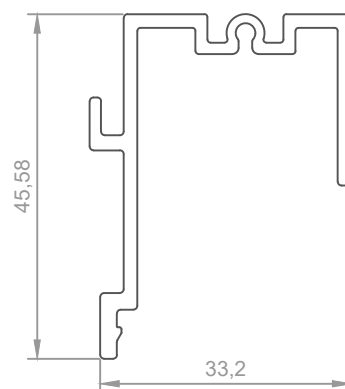
DOUBLE GLAZED 4 PANEL INTERLOCK	
Part no.	Length
DGS82	6500



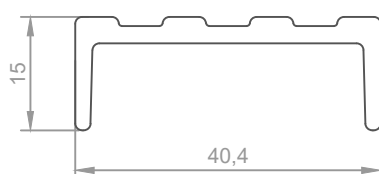
CORNER ADAPTER MALE	
Part no.	Length
STK8	2700



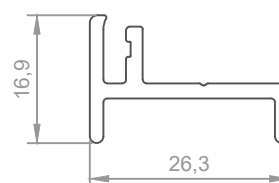
CORNER ADAPTER FEMALE	
Part no.	Length
STK9	2700



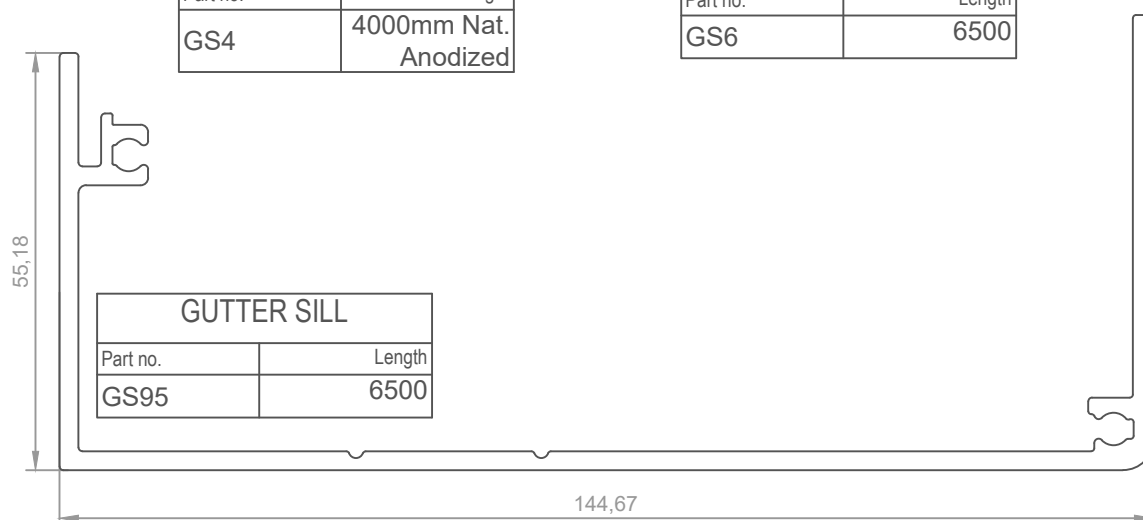
FLYDOOR TRACK BEAD	
Part no.	Length
GS5	6500



GUTTER GRILLE	
Part no.	Length
GS4	4000mm Nat. Anodized



SADDLE BEAD	
Part no.	Length
GS6	6500

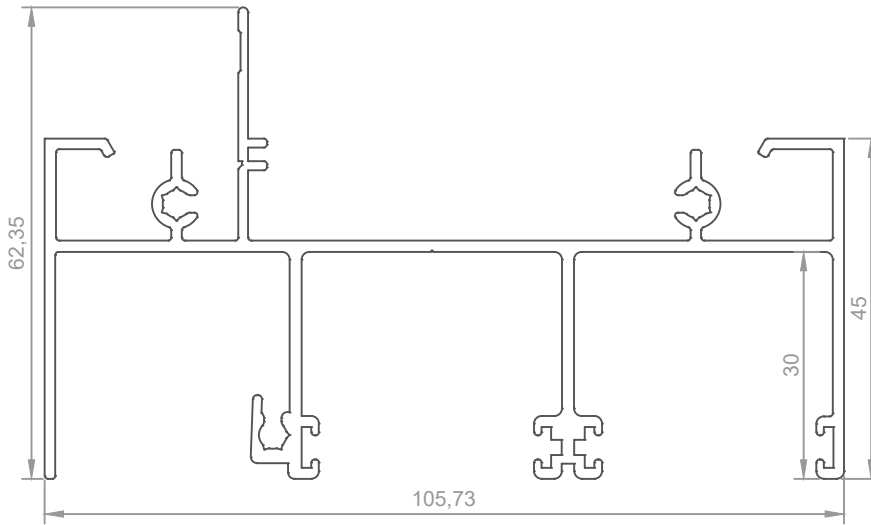


GUTTER SILL	
Part no.	Length
GS95	6500

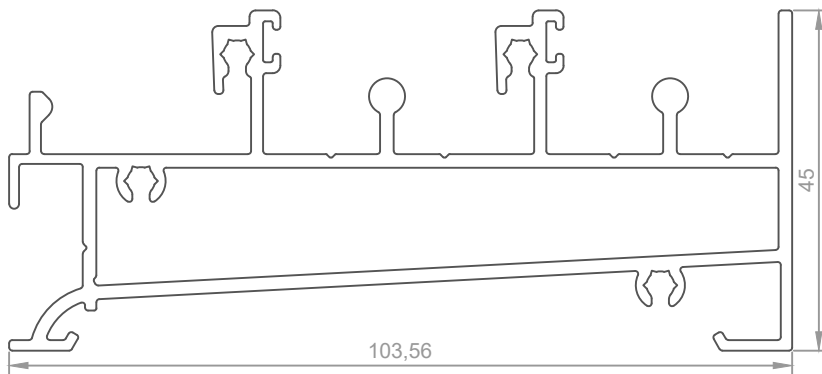
IMPORTANT NOTICE

THIS DRAWING AND THE DESIGN SHOWN IS THE INTELLECTUAL PROPERTY OF
CONCEPT ARCHITECTURAL SYSTEMS AND IS PROTECTED BY COPYRIGHT. THIS DRAWING MAY NOT BE
COPIED OR DISTRIBUTED WITHOUT THE WRITTEN CONSENT OF CONCEPT ARCHITECTURAL SYSTEMS ©

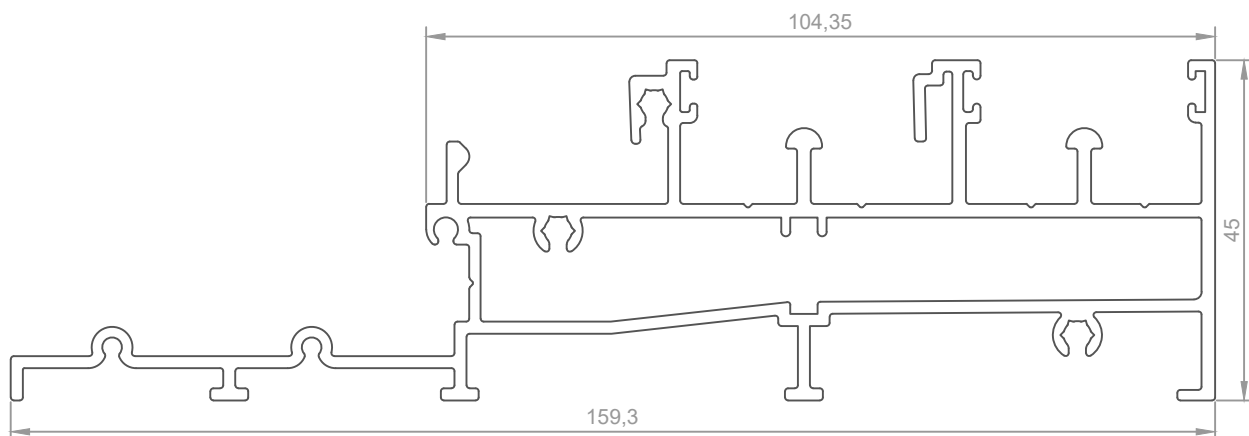
Comet Stacker Door



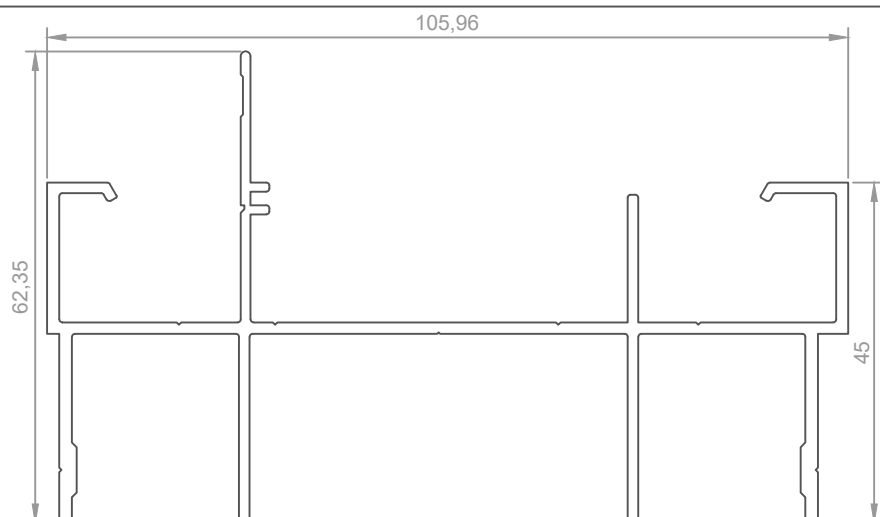
HEAD	
Part no.	Length
STK1	3700 / 6500



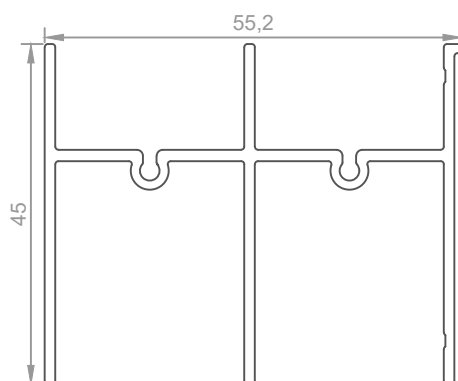
SILL	
Part no.	Length
STK2	3700 / 6500



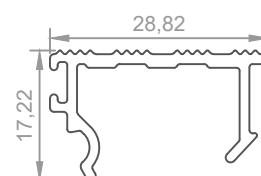
SILL WITH BUILT IN FLY TRACK	
Part no.	Length
STK30	3700 / 6500



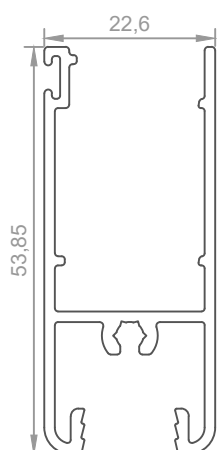
JAMB	
Part no.	Length
STK3	4900 / 6500



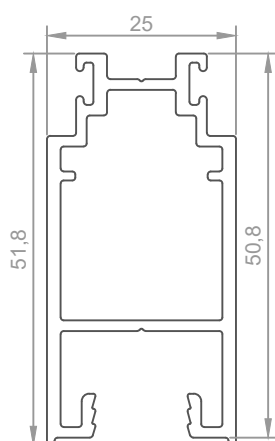
FLYDOOR HEAD	
Part no.	Length
STK5	6500



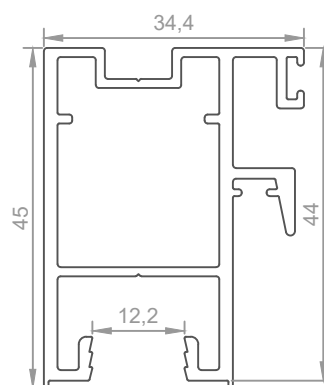
THRESHOLD	
Part no.	Length
CSD8	6500



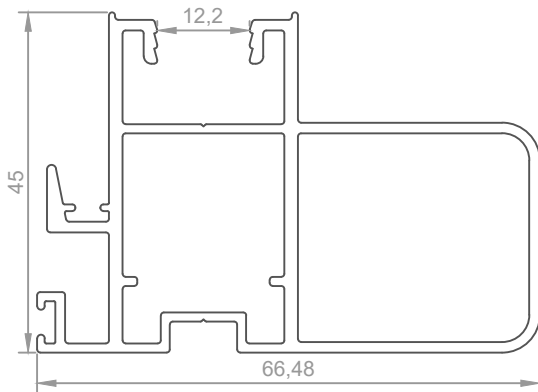
SINGLE GLAZED RAIL	
Part no.	Length
CSD4	6500



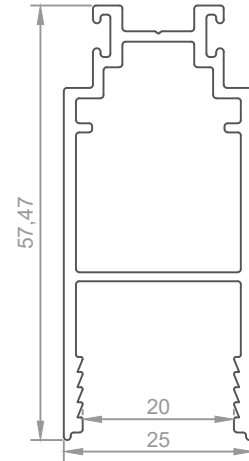
SINGLE GLAZED LOCK STILE	
Part no.	Length
CSD5	4900 / 6500



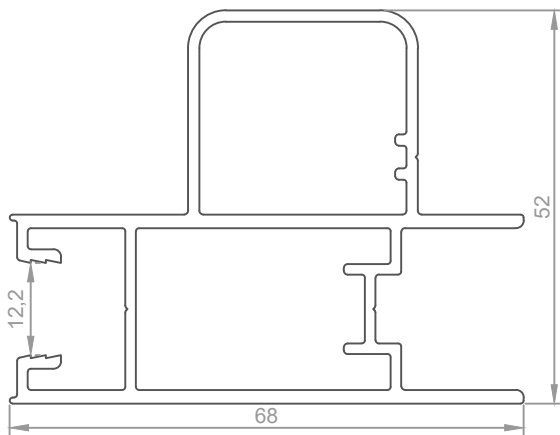
SINGLE GLAZED INTERLOCK	
Part no.	Length
CSD6	4900 / 6500



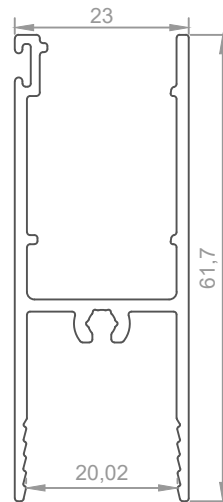
SINGLE GLAZED INTERLOCK	
Part no.	Length
STK4	4900 / 6500



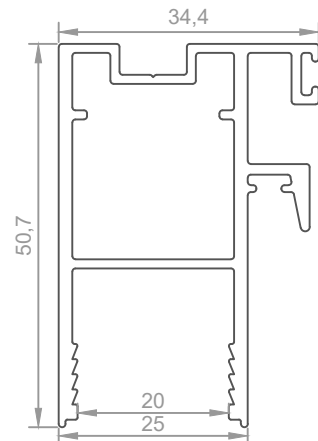
DOUBLE GLAZED LOCK STILE	
Part no.	Length
DGS96	4900 / 6500



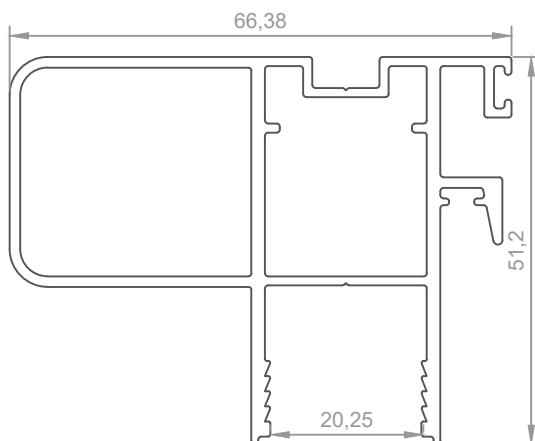
SINGLE GLAZED 4 PANEL INTERLOCK	
Part no.	Length
STK7	6500



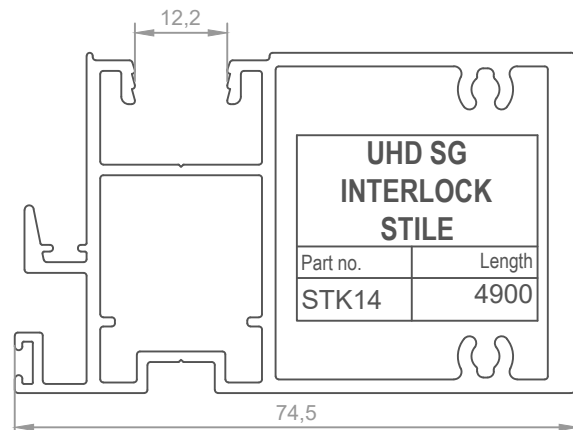
DOUBLE GLAZED RAIL	
Part no.	Length
DGS81	6500



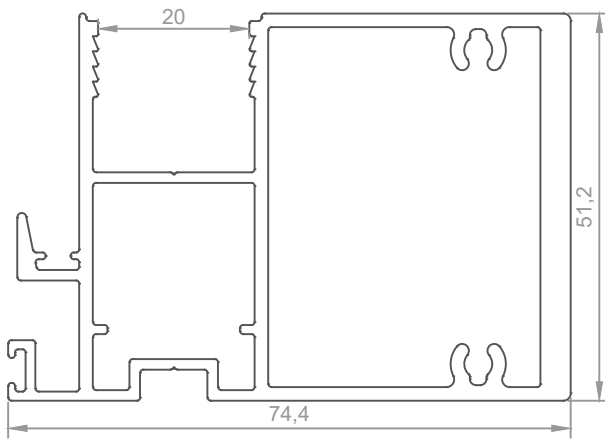
DOUBLE GLAZED INTERLOCK	
Part no.	Length
DGS97	4900 / 6500



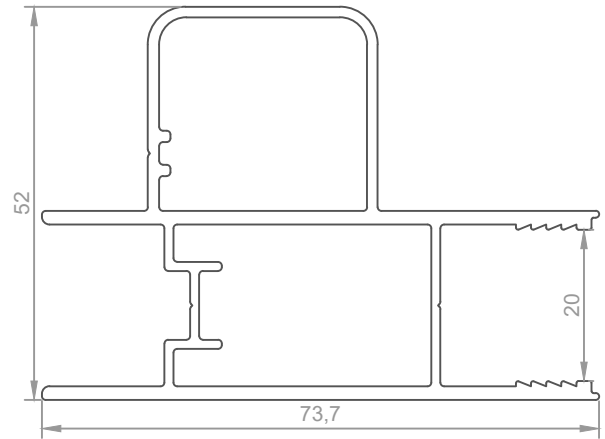
DOUBLE GLAZED INTERLOCK	
Part no.	Length
DGS80	4900 / 6500



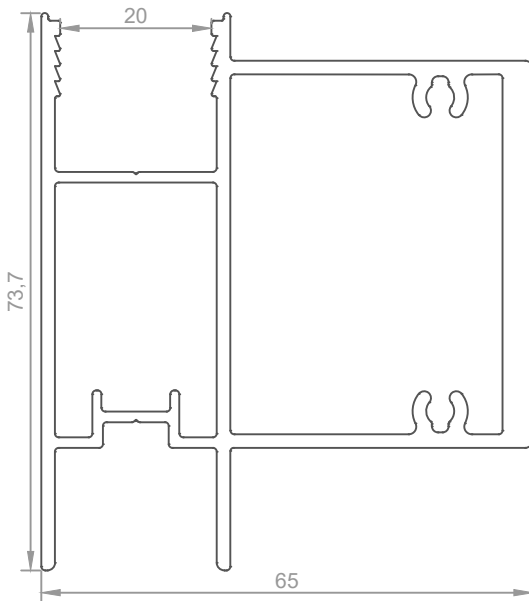
UHD SG INTERLOCK STILE	
Part no.	Length
STK14	4900



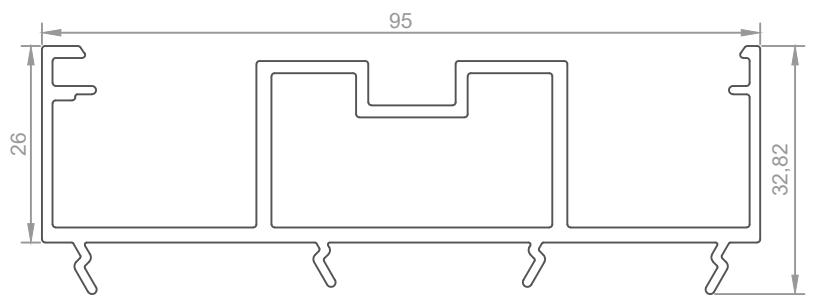
ULTRA HEAVY DUTY INTERLOCK	
Part no.	Length
DGS100	4900



DOUBLE GLAZED 4 PANEL INTERLOCK	
Part no.	Length
DGS82	6500

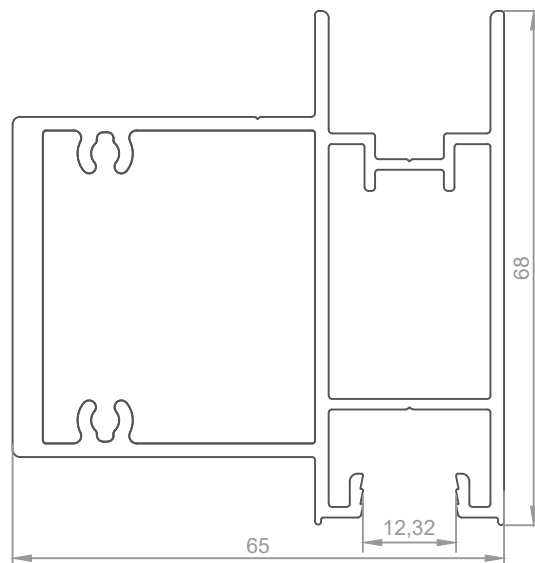


ULTRA HEAVY DUTY MEETING STILE	
Part no.	Length
DGS101	4900



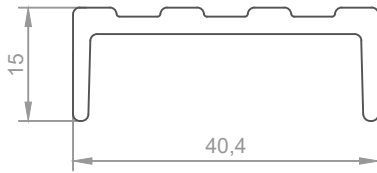
DOOR TO WINDOW COUPLER	
Part no.	Length
BC95	6000

UHD SG FEMALE MEETING STILE	
Part no.	Length
STK17	4900



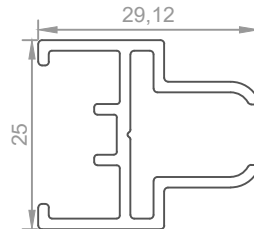
IMPORTANT NOTICE

THIS DRAWING AND THE DESIGN SHOWN IS THE INTELLECTUAL PROPERTY OF
CONCEPT ARCHITECTURAL SYSTEMS AND IS PROTECTED BY COPYRIGHT. THIS DRAWING MAY NOT BE
COPIED OR DISTRIBUTED WITHOUT THE WRITTEN CONSENT OF CONCEPT ARCHITECTURAL SYSTEMS ©



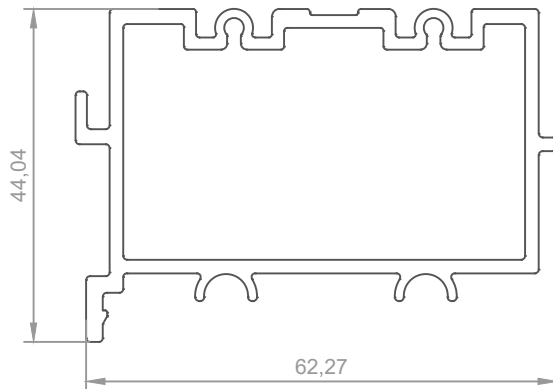
GUTTER GRILLE

Part no.	Length
GS4	4000mm Nat. Anodized



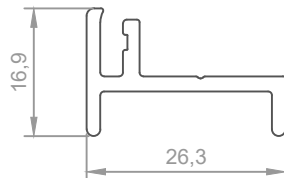
CORNER ADAPTER MALE

Part no.	Length
STK8	2700



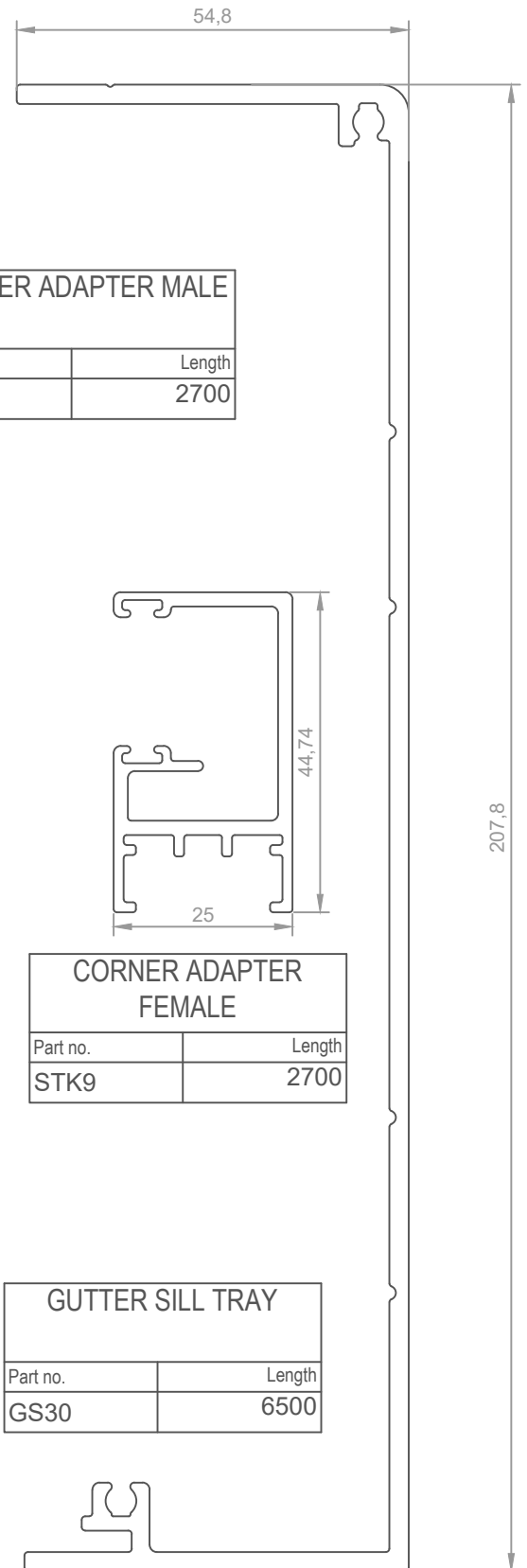
FLYDOOR TRACK

Part no.	Length
GS8	6500



SADDLE BEAD

Part no.	Length
GS6	6500



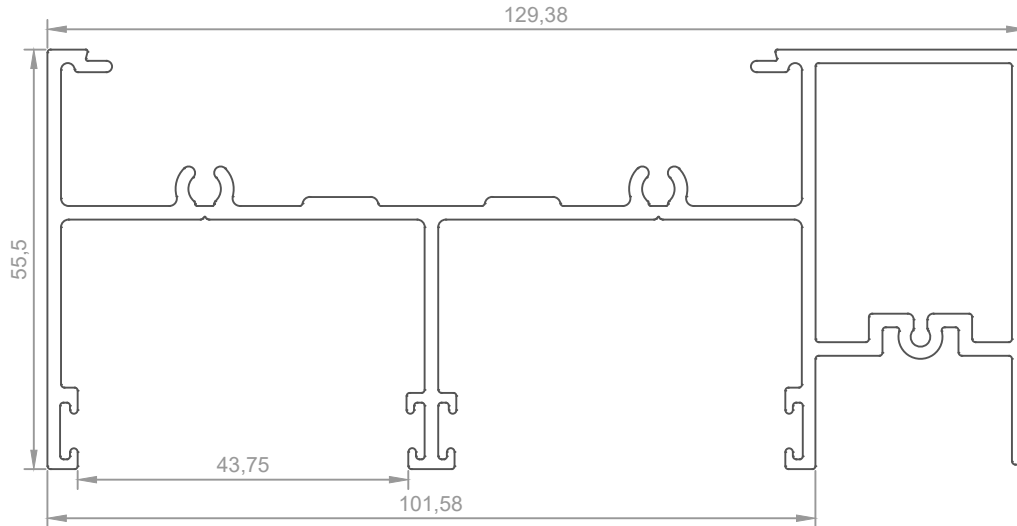
CORNER ADAPTER FEMALE

Part no.	Length
STK9	2700

GUTTER SILL TRAY

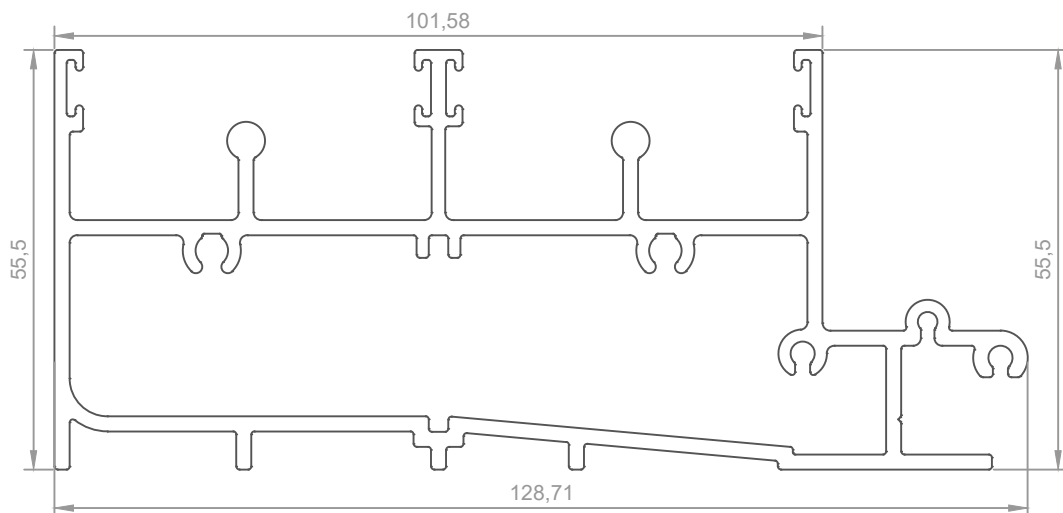
Part no.	Length
GS30	6500

Built-In FlyTrack Apartment Door



2 TRACK HEAD WITH FLY TRACK

Part no.	Length
CAD169	4500 / 6500

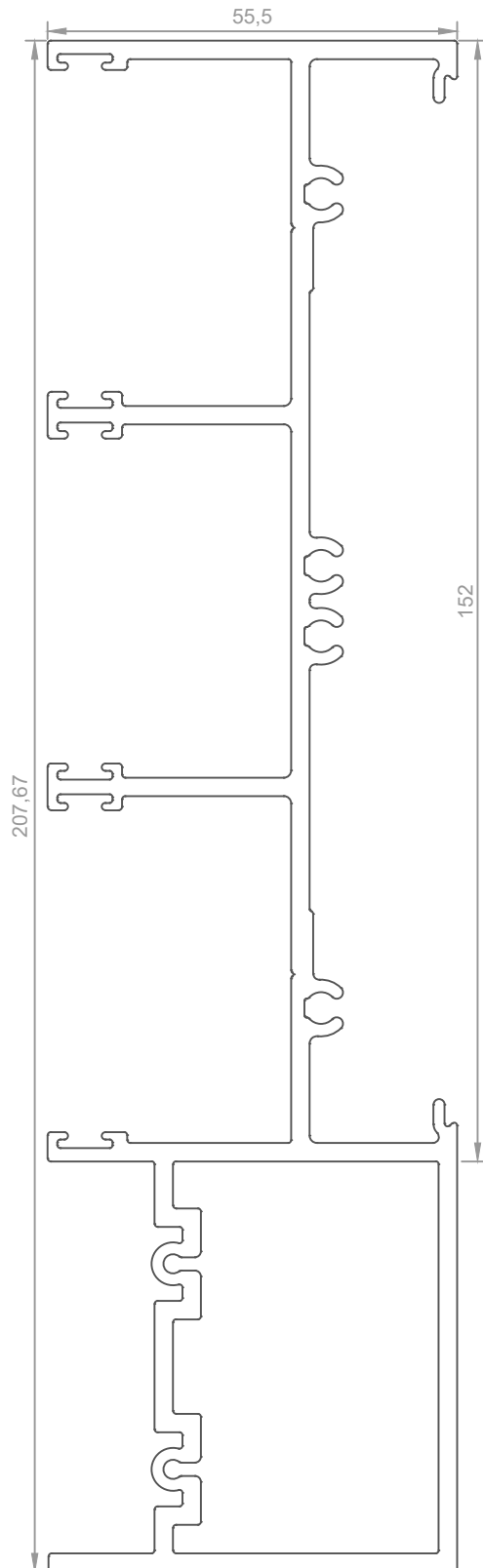


2 TRACK SILL WITH FLY TRACK

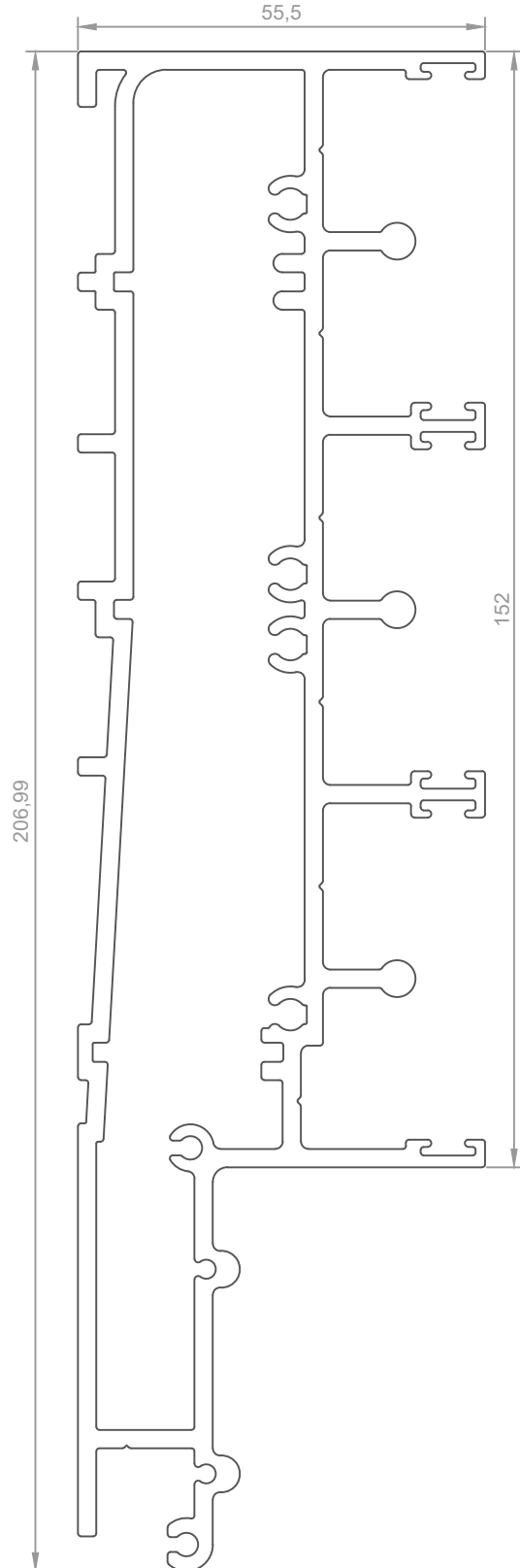
Part no.	Length
CAD167	4500 / 6500

IMPORTANT NOTICE

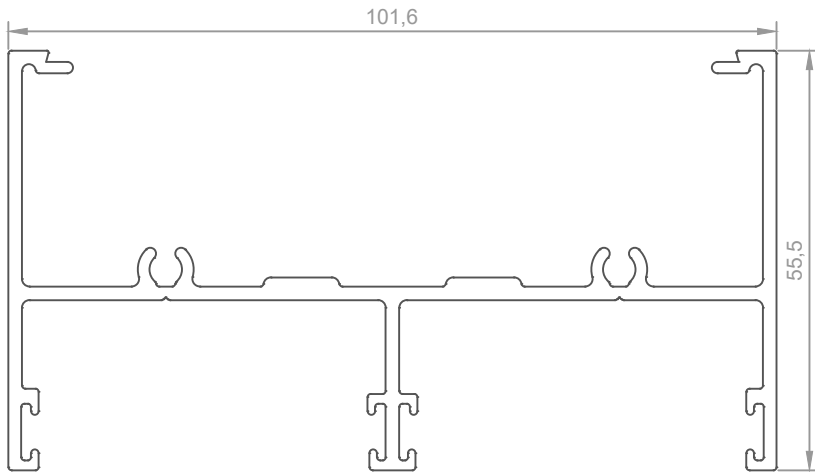
THIS DRAWING AND THE DESIGN SHOWN IS THE INTELLECTUAL PROPERTY OF
CONCEPT ARCHITECTURAL SYSTEMS AND IS PROTECTED BY COPYRIGHT. THIS DRAWING MAY NOT BE
COPIED OR DISTRIBUTED WITHOUT THE WRITTEN CONSENT OF CONCEPT ARCHITECTURAL SYSTEMS ©



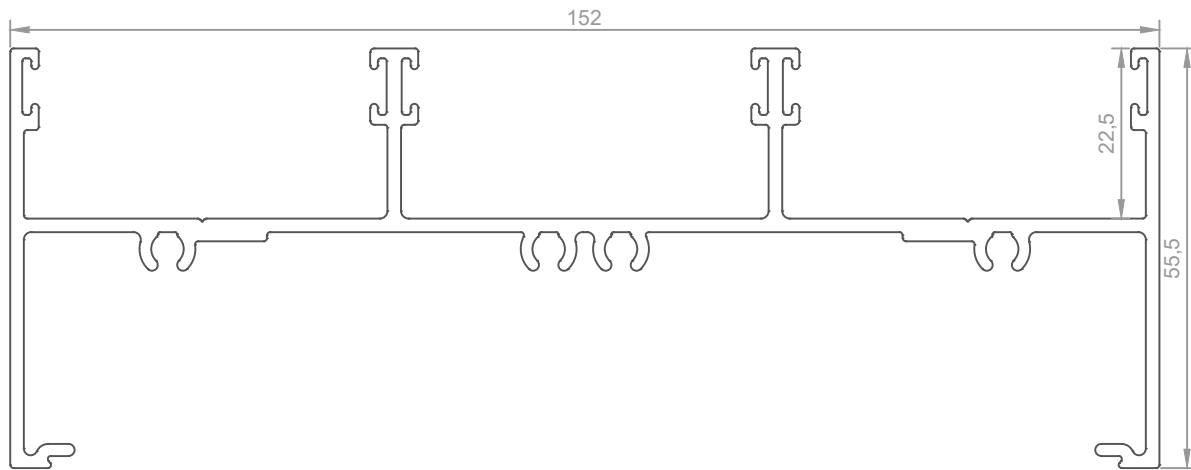
3 TRACK HEAD WITH FLY TRACK	
Part no.	Length
CAD170	4500 / 6500



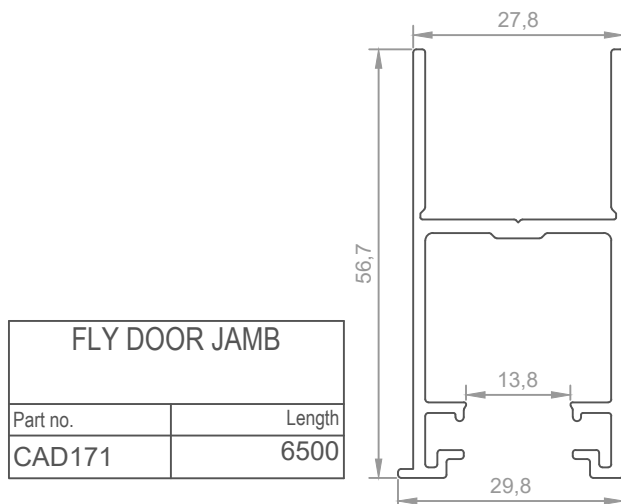
3 TRACK SILL WITH FLY TRACK	
Part no.	Length
CAD168	4500 / 6500



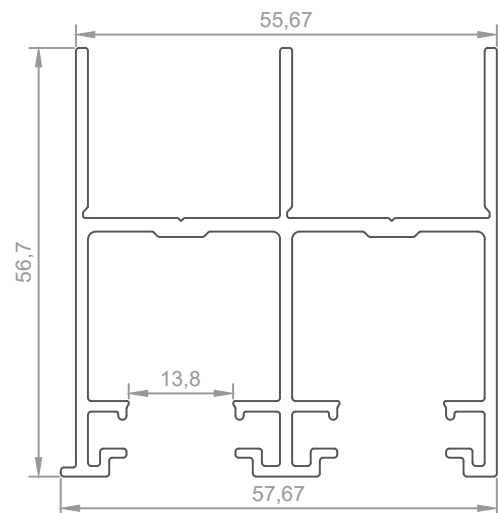
2 TRACK JAMB	
Part no.	Length
CAD161	5000 / 6500



3 TRACK JAMB	
Part no.	Length
CAD119	5000 / 6500



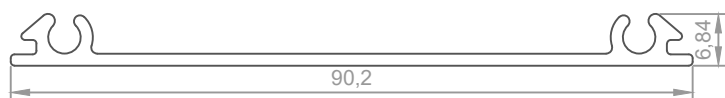
FLY DOOR JAMB	
Part no.	Length
CAD171	6500



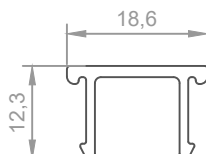
DOUBLE FLY DOOR JAMB	
Part no.	Length
CAD172	6500

IMPORTANT NOTICE

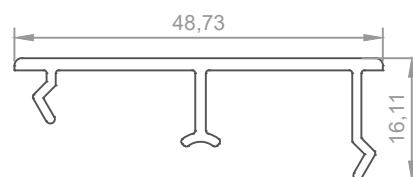
THIS DRAWING AND THE DESIGN SHOWN IS THE INTELLECTUAL PROPERTY OF
CONCEPT ARCHITECTURAL SYSTEMS AND IS PROTECTED BY COPYRIGHT. THIS DRAWING MAY NOT BE
COPIED OR DISTRIBUTED WITHOUT THE WRITTEN CONSENT OF CONCEPT ARCHITECTURAL SYSTEMS ©



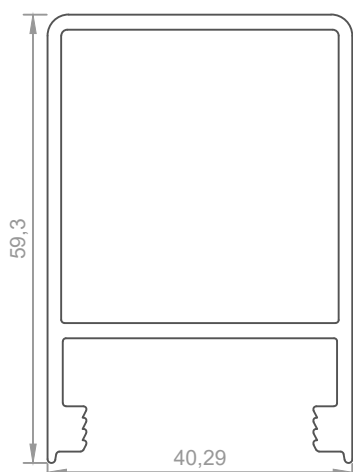
FRAME FILLER	
Part no.	Length
CA102	6500



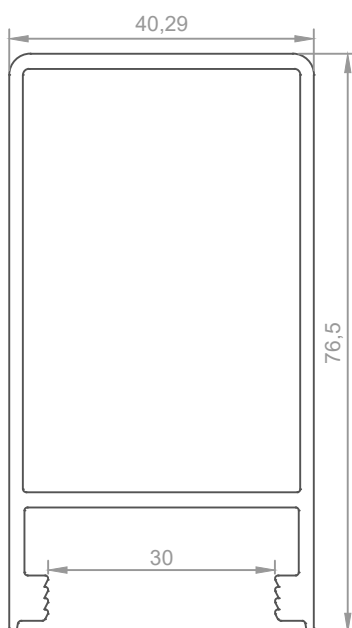
POCKET FILLER	
Part no.	Length
CA305	6500



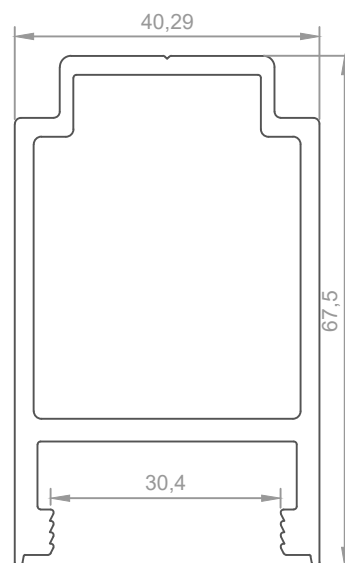
THRESHOLD COVER	
Part no.	Length
CAD138	6500



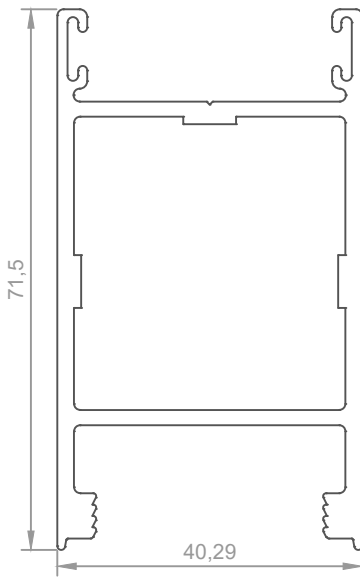
DOUBLE GLAZED LOCK STILE	
Part no.	Length
CAD150	5000 / 6500



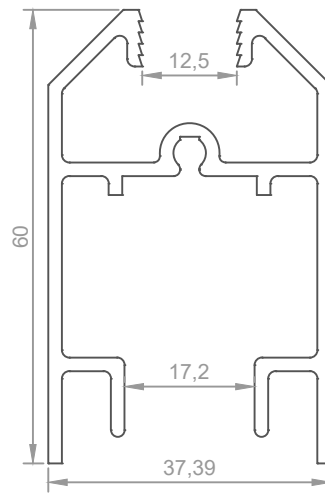
DOUBLE GLAZED LOCK STILE	
Part no.	Length
CAD152	6500



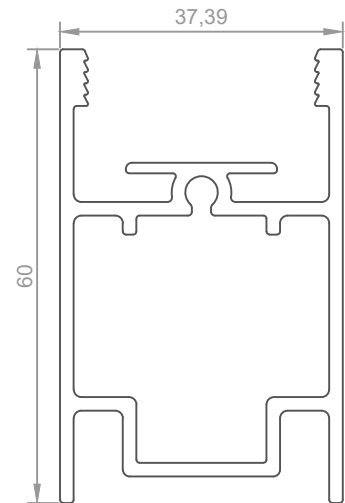
DOUBLE GLAZED MATING STILE	
Part no.	Length
CAD156	6500



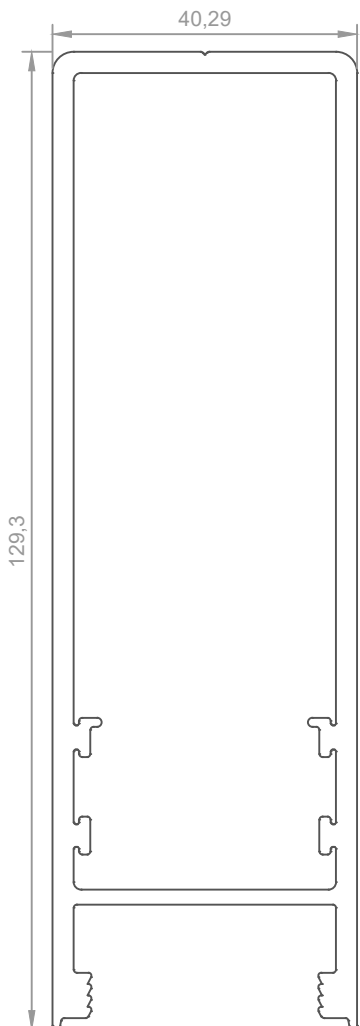
DOUBLE GLAZED MEETING SILE	
Part no.	Length
CAD157	6500



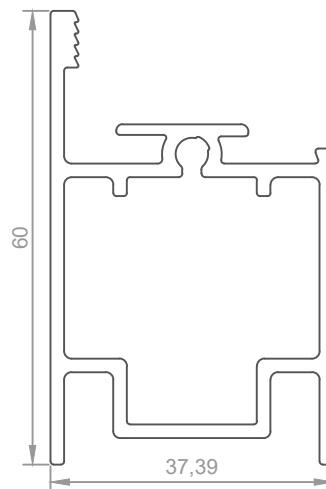
SINGLE GLAZED BEVELLED DOOR RAIL	
Part no.	Length
CAD005	6500



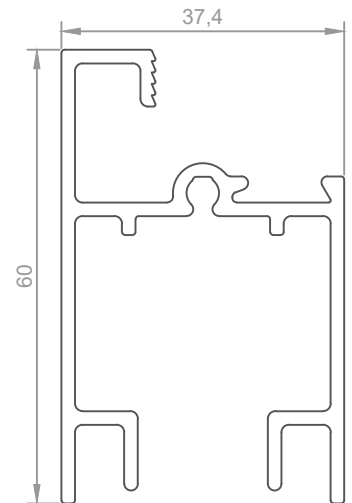
DOUBLE GLAZED BOXED RAIL	
Part no.	Length
CAD025	6500



WIDE DOUBLE GLAZED LOCK STILE	
Part no.	Length
CAD146	6500



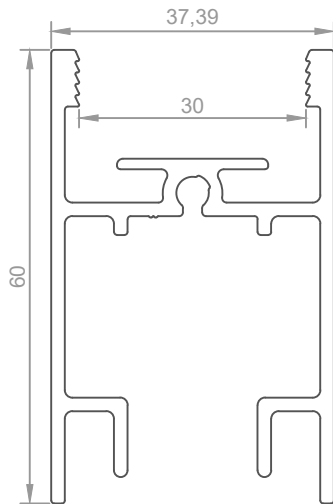
DOUBLE GLAZED BEADED RAIL	
Part no.	Length
CAD026	6500



SINGLE GLAZED BEADED RAIL	
Part no.	Length
CAD114	6500

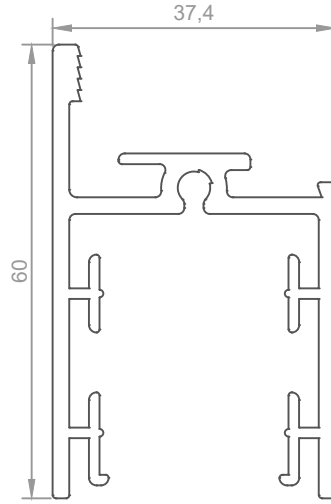
IMPORTANT NOTICE

THIS DRAWING AND THE DESIGN SHOWN IS THE INTELLECTUAL PROPERTY OF CONCEPT ARCHITECTURAL SYSTEMS AND IS PROTECTED BY COPYRIGHT. THIS DRAWING MAY NOT BE COPIED OR DISTRIBUTED WITHOUT THE WRITTEN CONSENT OF CONCEPT ARCHITECTURAL SYSTEMS ©



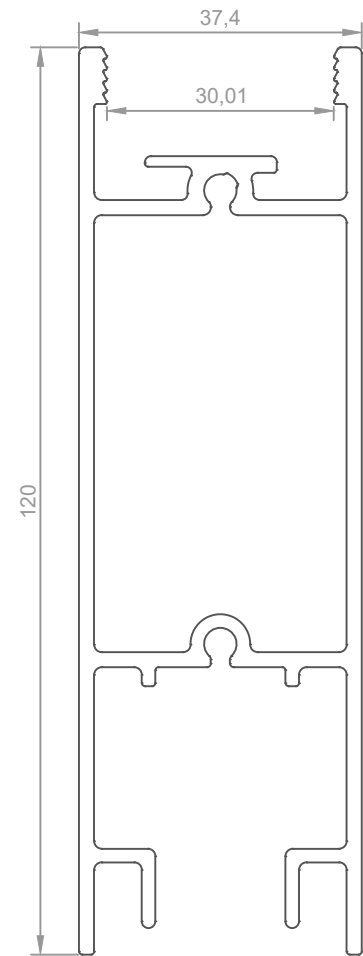
SINGLE GLAZED RAIL

Part no.	Length
CAD118	6500



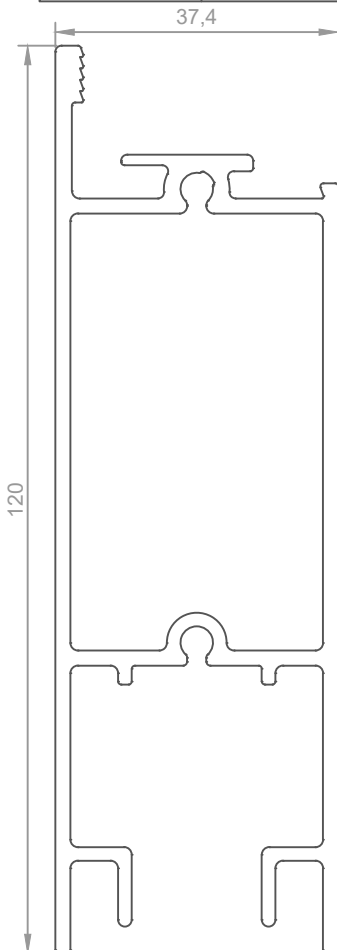
**150KG DOUBLE GLAZED
BEADED RAIL**

Part no.	Length
CAD126	6500



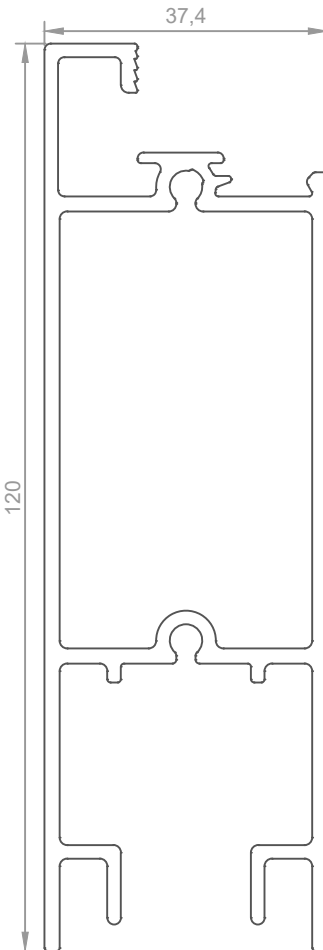
**WIDE DOUBLE GLAZED
RAIL**

Part no.	Length
CAD142	6500



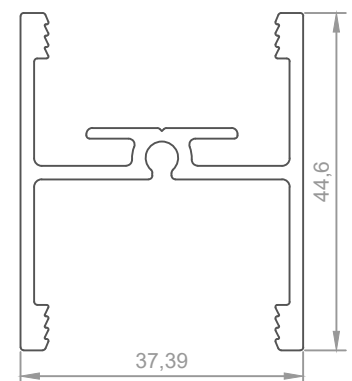
**WIDE DOUBLE GLAZED
BEADED RAIL**

Part no.	Length
CAD144	6500



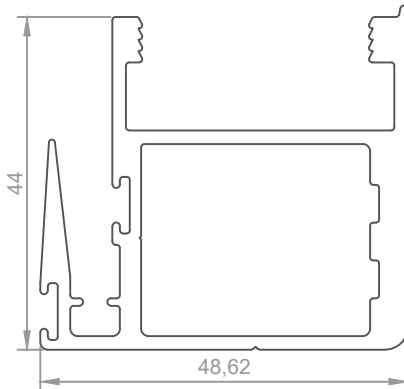
**WIDE SINGLE GLAZED
BEADED RAIL**

Part no.	Length
CAD143	6500

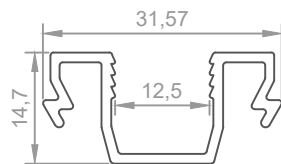


**APARTMENT DOOR
MIDRAIL**

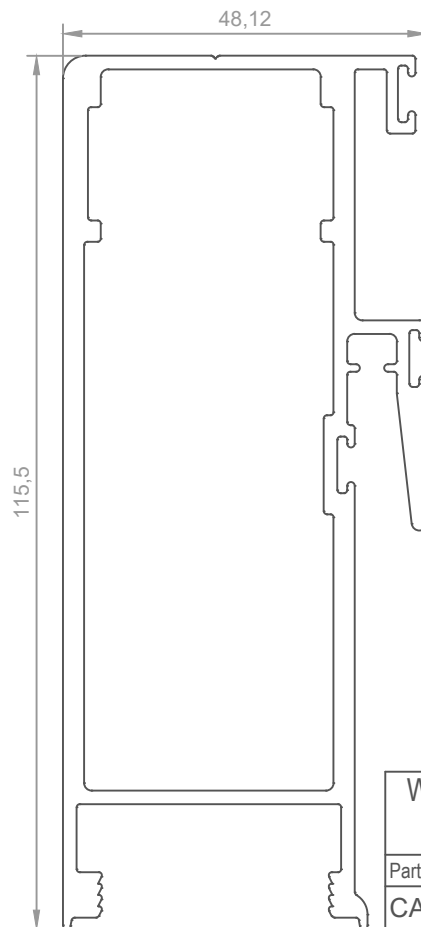
Part no.	Length
CAD120	6500



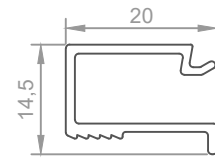
DOUBLE GLAZED INTERLOCK	
Part no.	Length
CAD151	5000 / 6500



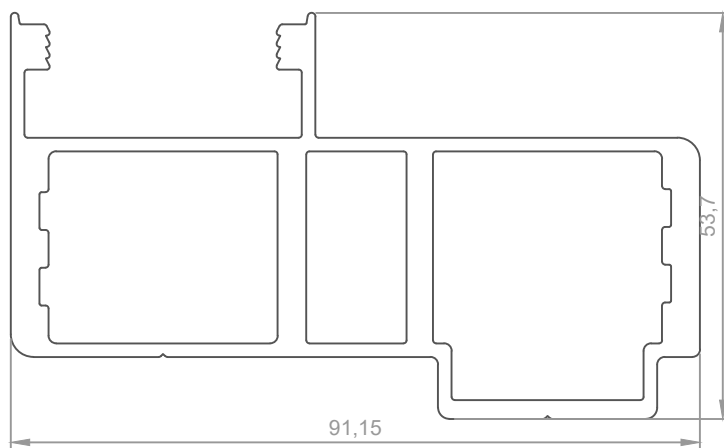
POCKET ADAPTER	
Part no.	Length
CAD164	6500



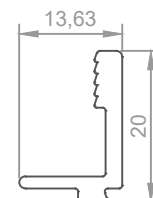
WIDE DOUBLE GLAZED INTERLOCK	
Part no.	Length
CAD148	6500



SINGLE GLAZED BEAD	
Part no.	Length
CAD115	6500



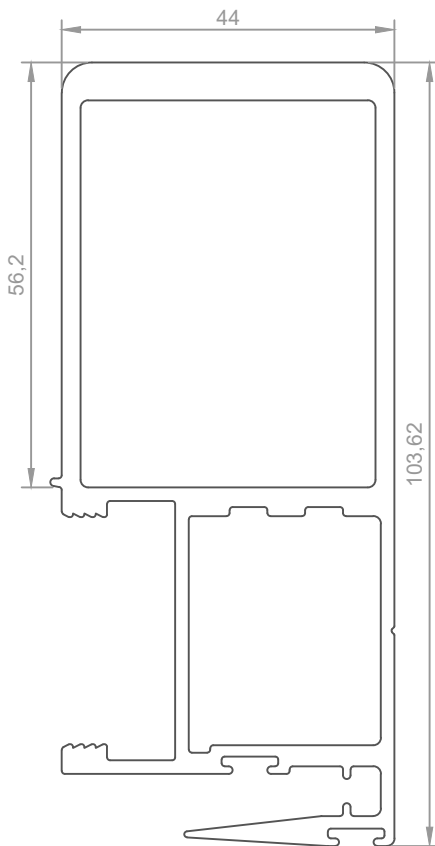
3 PANEL ADAPTER	
Part no.	Length
CAD018	3000



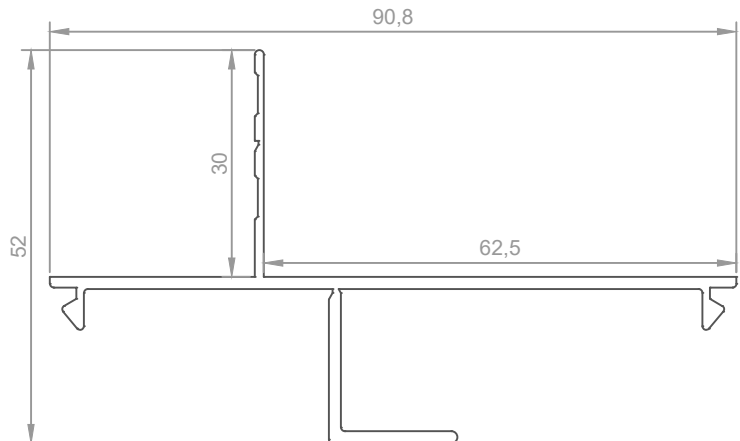
DOUBLE GLAZED BEAD	
Part no.	Length
CAD127	6500

IMPORTANT NOTICE

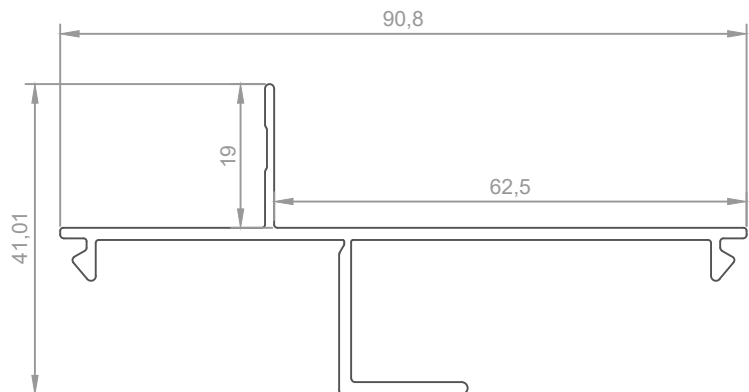
THIS DRAWING AND THE DESIGN SHOWN IS THE INTELLECTUAL PROPERTY OF
CONCEPT ARCHITECTURAL SYSTEMS AND IS PROTECTED BY COPYRIGHT. THIS DRAWING MAY NOT BE
COPIED OR DISTRIBUTED WITHOUT THE WRITTEN CONSENT OF CONCEPT ARCHITECTURAL SYSTEMS ©



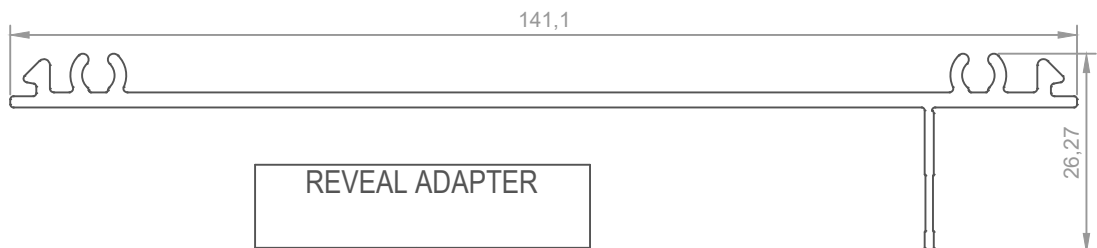
HEAVY DUTY DOUBLE GLAZED INTERLOCK	
Part no.	Length
CAD124	6500



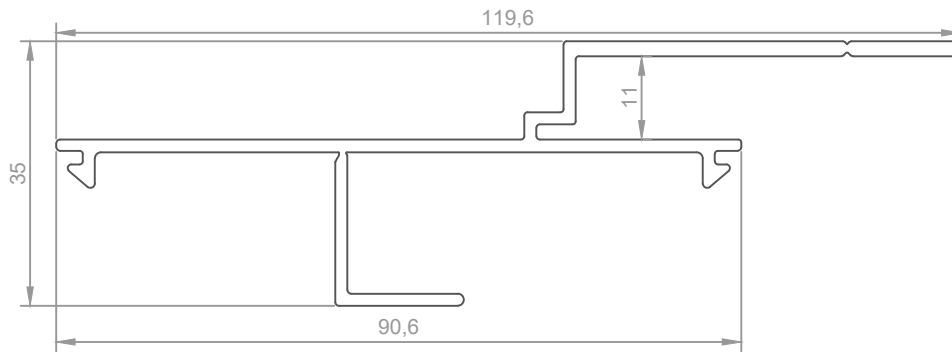
REVEAL ADAPTER	
Part no.	Length
CA430	6500



REVEAL ADAPTER	
Part no.	Length
CA490	6500



REVEAL ADAPTER	
Part no.	Length
CAD019	6500



EZY REVEAL ADAPTER

Part no.	Length
CA450	6500



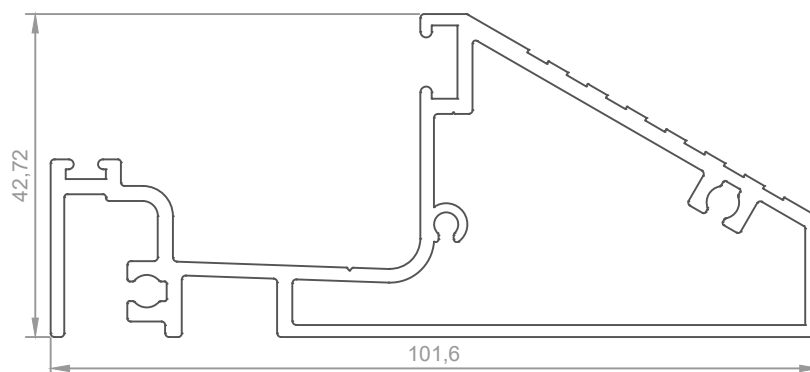
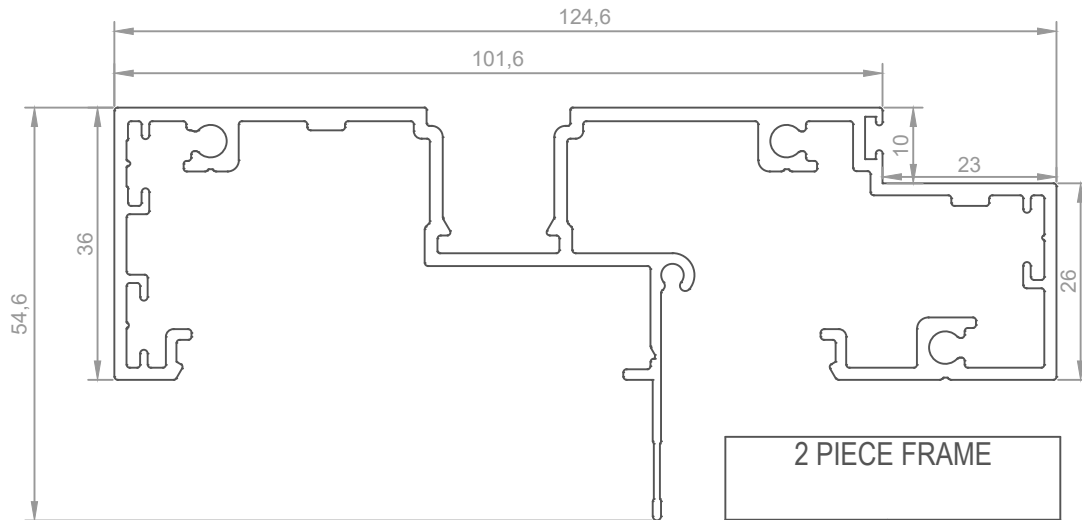
EZY REVEAL ADAPTER

Part no.	Length
CA493	6500

IMPORTANT NOTICE

THIS DRAWING AND THE DESIGN SHOWN IS THE INTELLECTUAL PROPERTY OF
CONCEPT ARCHITECTURAL SYSTEMS AND IS PROTECTED BY COPYRIGHT. THIS DRAWING MAY NOT BE
COPIED OR DISTRIBUTED WITHOUT THE WRITTEN CONSENT OF CONCEPT ARCHITECTURAL SYSTEMS ©

Apollo Entry Door

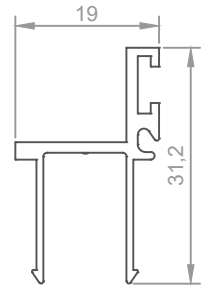
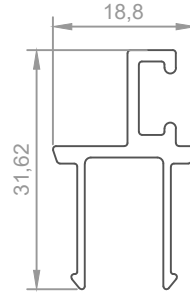
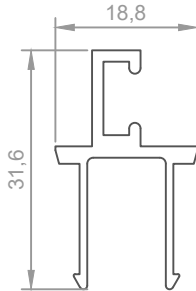
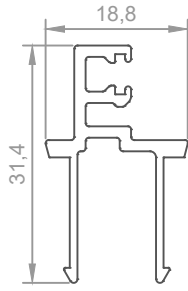


SLOTTED OPEN IN SILL

Part no.	Length
BF9	6500

IMPORTANT NOTICE

THIS DRAWING AND THE DESIGN SHOWN IS THE INTELLECTUAL PROPERTY OF
CONCEPT ARCHITECTURAL SYSTEMS AND IS PROTECTED BY COPYRIGHT. THIS DRAWING MAY NOT BE
COPIED OR DISTRIBUTED WITHOUT THE WRITTEN CONSENT OF CONCEPT ARCHITECTURAL SYSTEMS ©

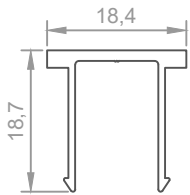


DOOR STOP	
Part no.	Length
CA458	6500

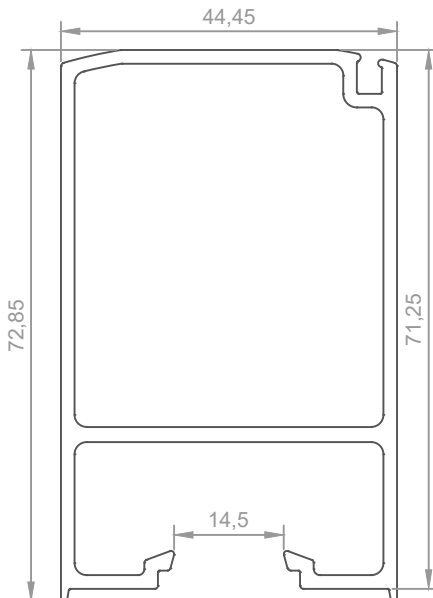
DOOR STOP	
Part no.	Length
CA407	6500

DOOR STOP	
Part no.	Length
CA455	6500

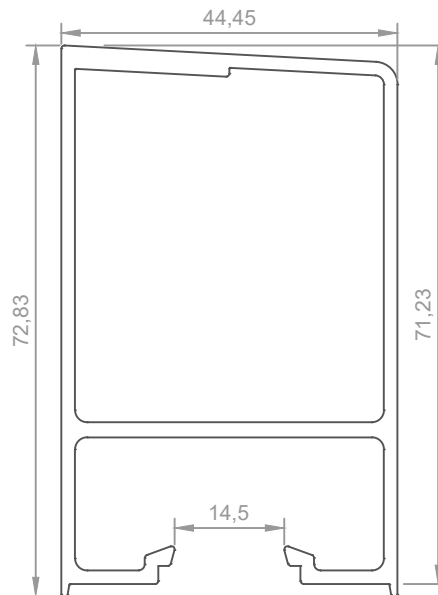
DOOR STOP	
Part no.	Length
CA408	6500



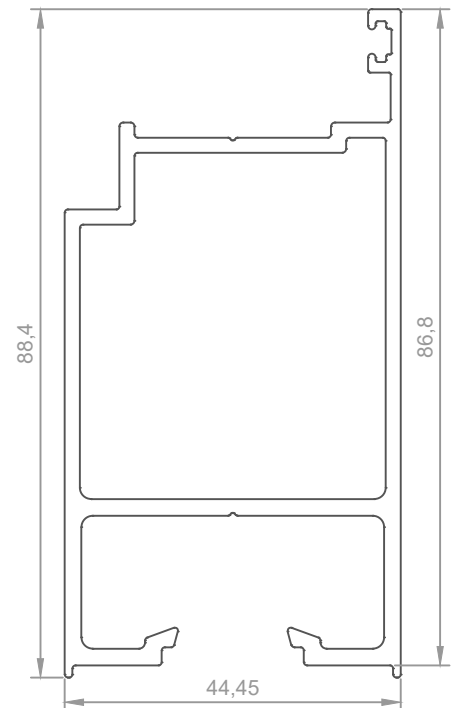
POCKET FILLER	
Part no.	Length
CA409	6500




SINGLE GLAZED LOCK STILE	
Part no.	Length
CD213	6500



SINGLE GLAZED HINGE STILE	
Part no.	Length
CD214	6500

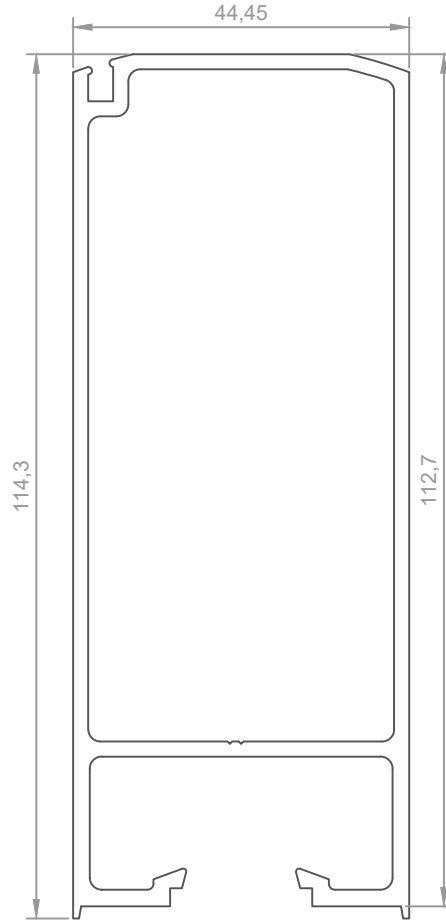


SINGLE GLAZED LOCK STILE	
Part no.	Length
BF5	6500



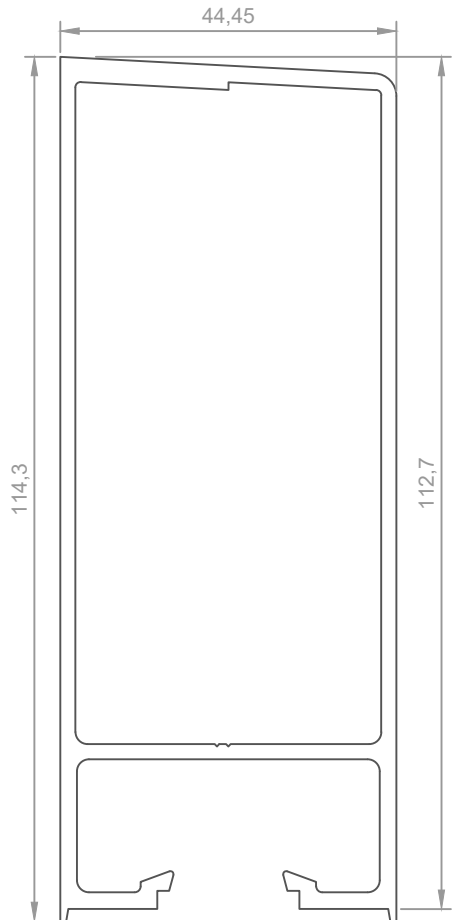
**SINGLE GLAZED TOP
AND BOTTOM RAIL**

Part no.	Length
BF6	6500




**WIDE SINGLE GLAZED
LOCK STILE**

Part no.	Length
CD300	6500



**WIDE SINGLE GLAZED
HINGE STILE**

Part no.	Length
CD301	6500

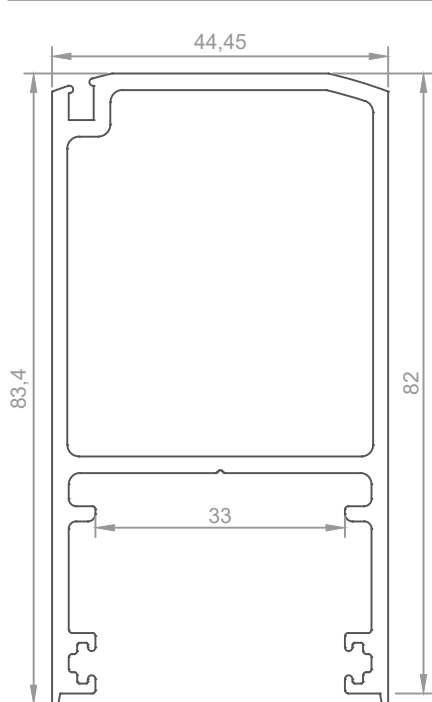


**SINGLE GLAZED WIDE
BOTTOM RAIL**

Part no.	Length
CD201	6500

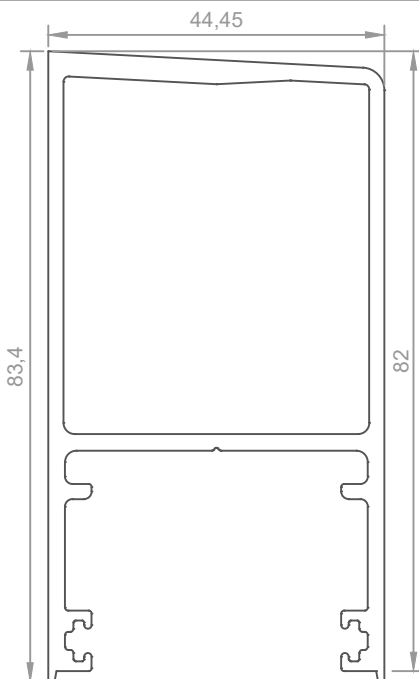
IMPORTANT NOTICE

THIS DRAWING AND THE DESIGN SHOWN IS THE INTELLECTUAL PROPERTY OF
CONCEPT ARCHITECTURAL SYSTEMS AND IS PROTECTED BY COPYRIGHT. THIS DRAWING MAY NOT BE
COPIED OR DISTRIBUTED WITHOUT THE WRITTEN CONSENT OF CONCEPT ARCHITECTURAL SYSTEMS ©



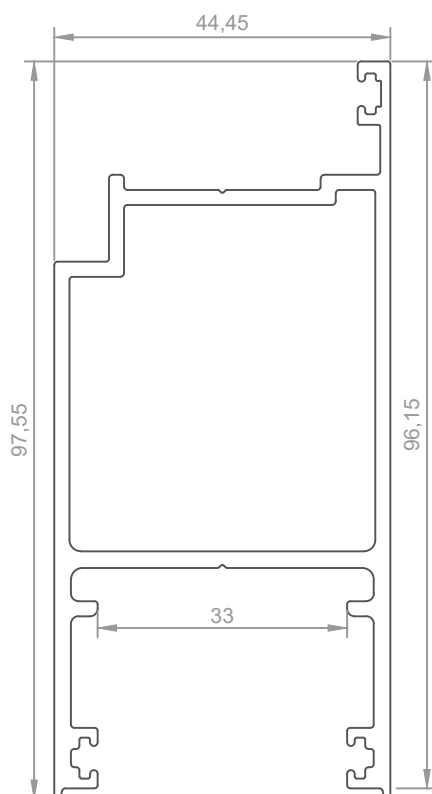
**DEEP POCKET LOCK
STILE**

Part no.	Length
DG920	6500



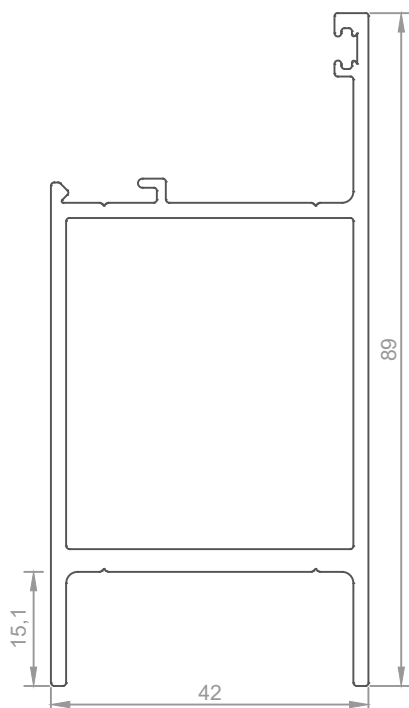
**DEEP POCKET
HINGE STILE**

Part no.	Length
DG921	6500



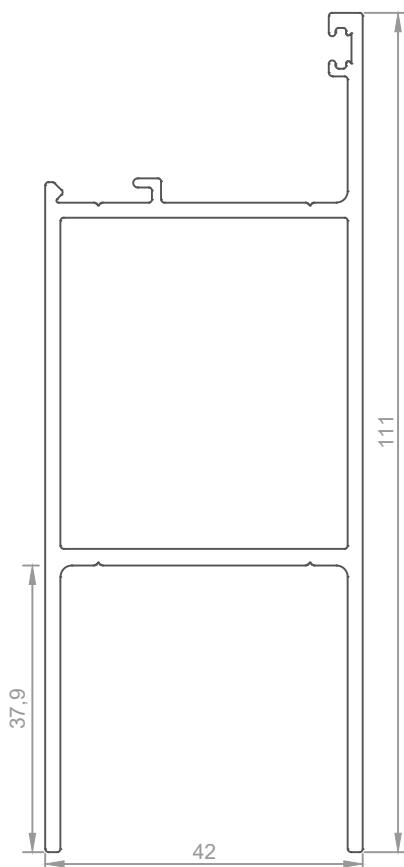
**DEEP POCKET SELF
MATING STILE**

Part no.	Length
DG922	6500



**DOUBLE GLAZED
RAIL**

Part no.	Length
DG904	6500

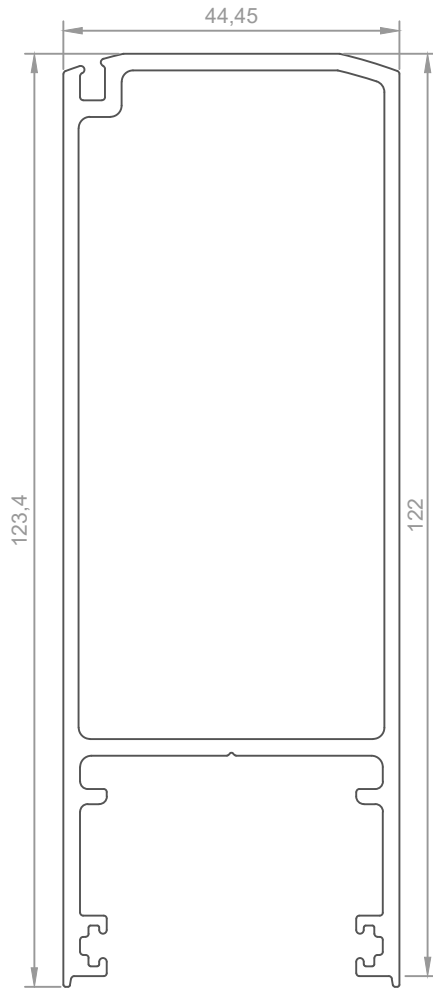


**WIDE DOUBLE
GLAZED RAIL**

Part no.	Length
DG905	6500

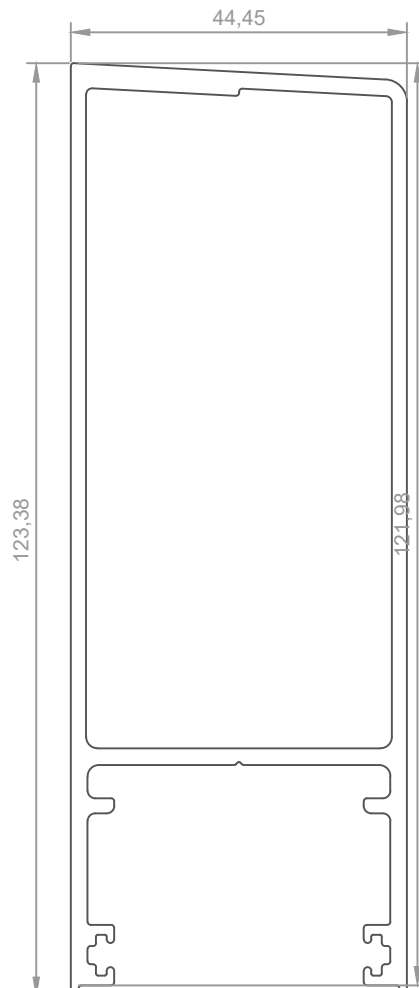
IMPORTANT NOTICE

THIS DRAWING AND THE DESIGN SHOWN IS THE INTELLECTUAL PROPERTY OF
CONCEPT ARCHITECTURAL SYSTEMS AND IS PROTECTED BY COPYRIGHT. THIS DRAWING MAY NOT BE
COPIED OR DISTRIBUTED WITHOUT THE WRITTEN CONSENT OF CONCEPT ARCHITECTURAL SYSTEMS ©



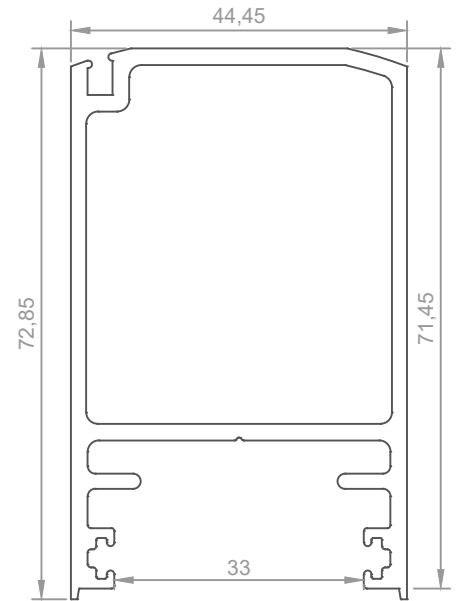
**WIDE DEEP POCKET
LOCK STILE**

Part no.	Length
DG930	6500



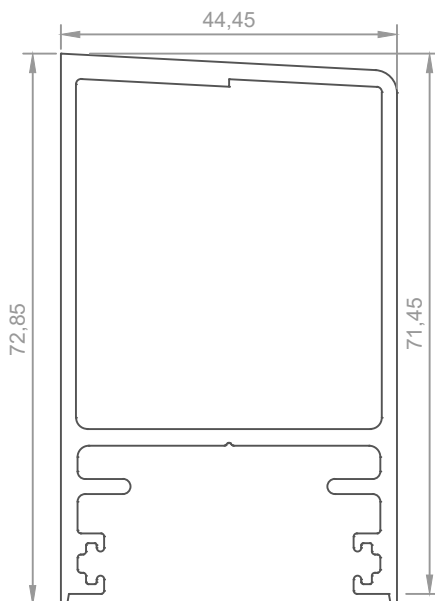
**WIDE DEEP POCKET
HINGE STILE**

Part no.	Length
DG931	6500



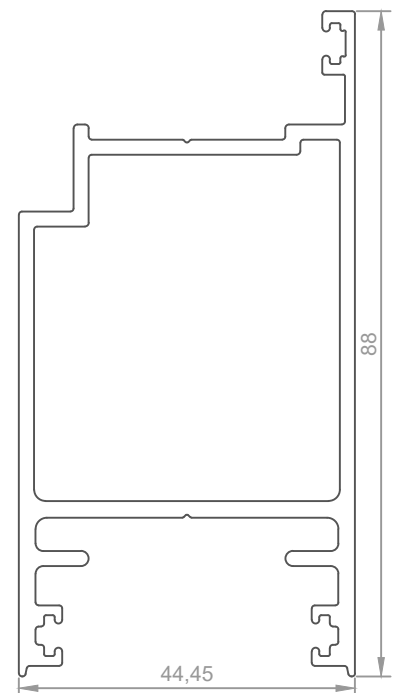
**DOUBLE GLAZED
LOCK STILE**

Part no.	Length
DG900	6500



**DOUBLE GLAZED
HINGE STILE**

Part no.	Length
DG902	6500

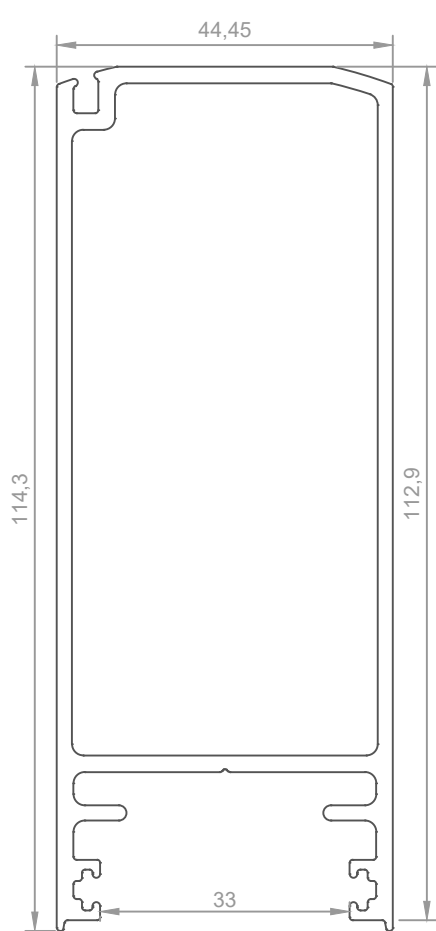


**DOUBLE GLAZED
LOCK STILE**

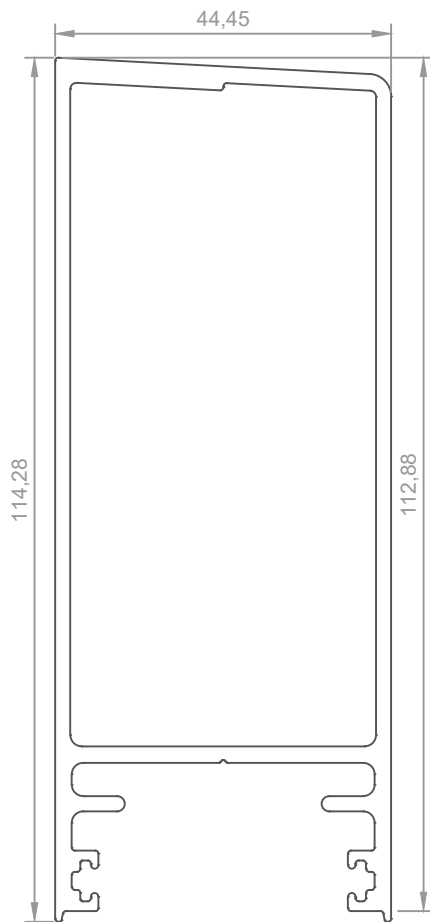
Part no.	Length
BF7	6500

IMPORTANT NOTICE

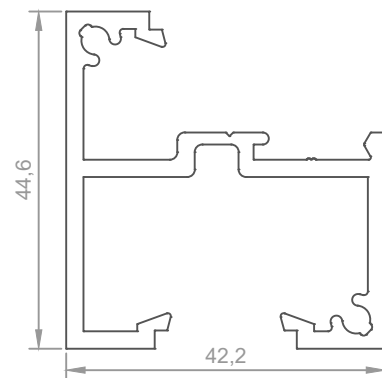
THIS DRAWING AND THE DESIGN SHOWN IS THE INTELLECTUAL PROPERTY OF
CONCEPT ARCHITECTURAL SYSTEMS AND IS PROTECTED BY COPYRIGHT. THIS DRAWING MAY NOT BE
COPIED OR DISTRIBUTED WITHOUT THE WRITTEN CONSENT OF CONCEPT ARCHITECTURAL SYSTEMS ©



WIDE D/G LOCK STILE	
Part no.	Length
DG910	6500




WIDE D/G HINGE STILE	
Part no.	Length
DG906	6500



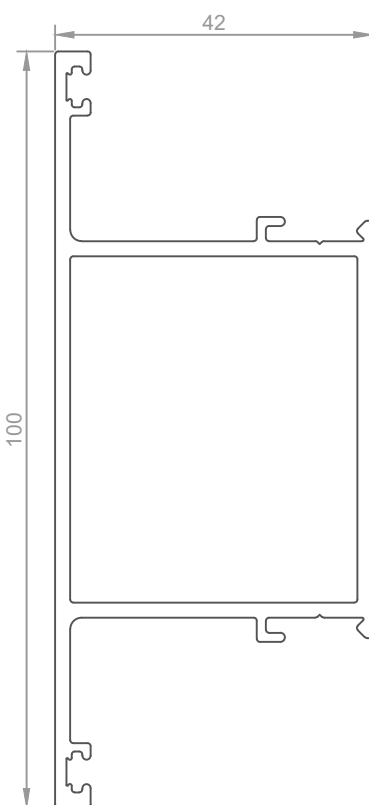
SINGLE GLAZED MIDRAIL	
Part no.	Length
CD203	6500

IMPORTANT NOTICE

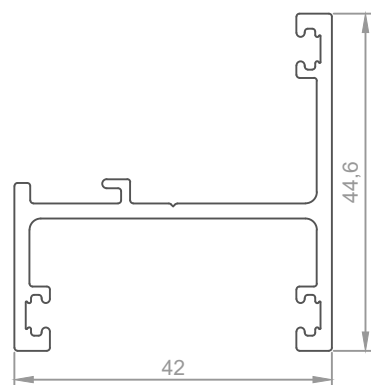
THIS DRAWING AND THE DESIGN SHOWN IS THE INTELLECTUAL PROPERTY OF
CONCEPT ARCHITECTURAL SYSTEMS AND IS PROTECTED BY COPYRIGHT. THIS DRAWING MAY NOT BE
COPIED OR DISTRIBUTED WITHOUT THE WRITTEN CONSENT OF CONCEPT ARCHITECTURAL SYSTEMS ©



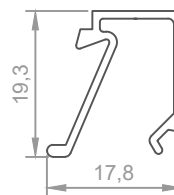
SINGLE GLAZED WIDE MIDRAIL	
Part no.	Length
CD204	6500



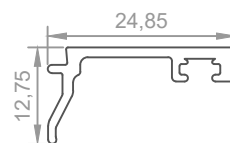
DOUBLE GLAZED MIDRAIL	
Part no.	Length
DG911	6500



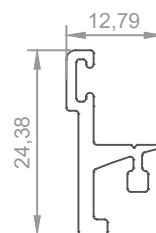
DOUBLE GLAZED MIDRAIL	
Part no.	Length
DG912	4800



SINGLE GLAZED BEAD	
Part no.	Length
CD202	6500

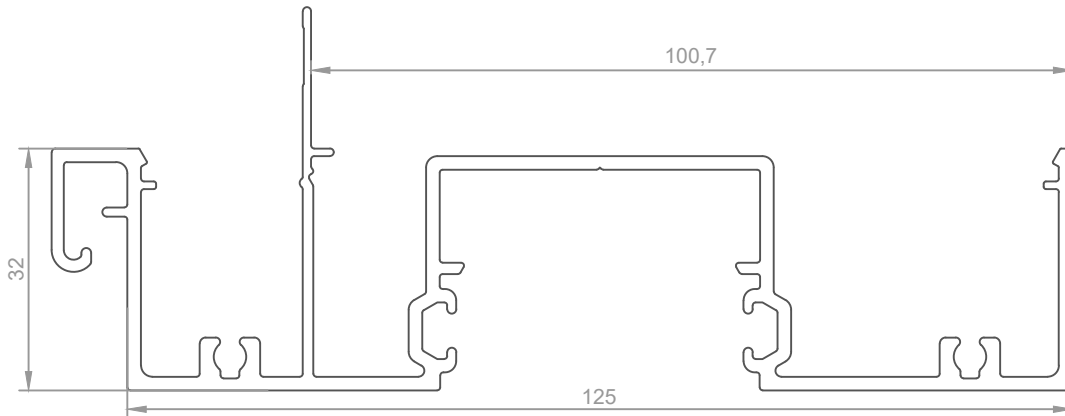


DOUBLE GLAZED BEAD	
Part no.	Length
CD318	6500



MEETING STILE ADAPTER	
Part no.	Length
CA436	4800

Titan Entry Door

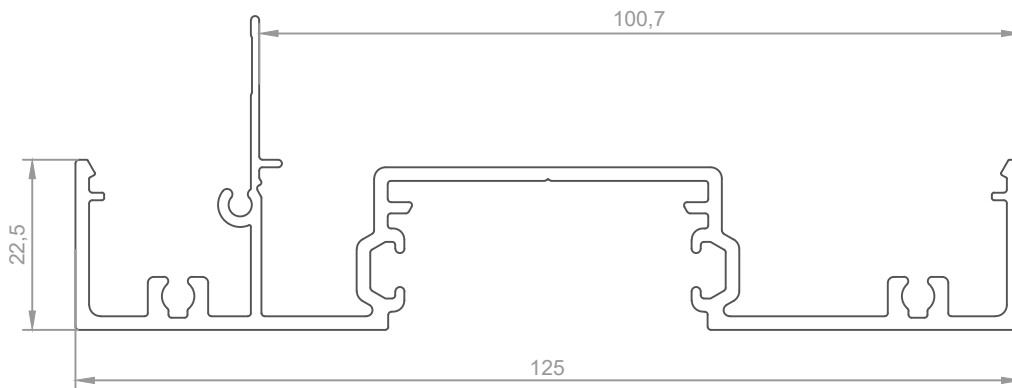
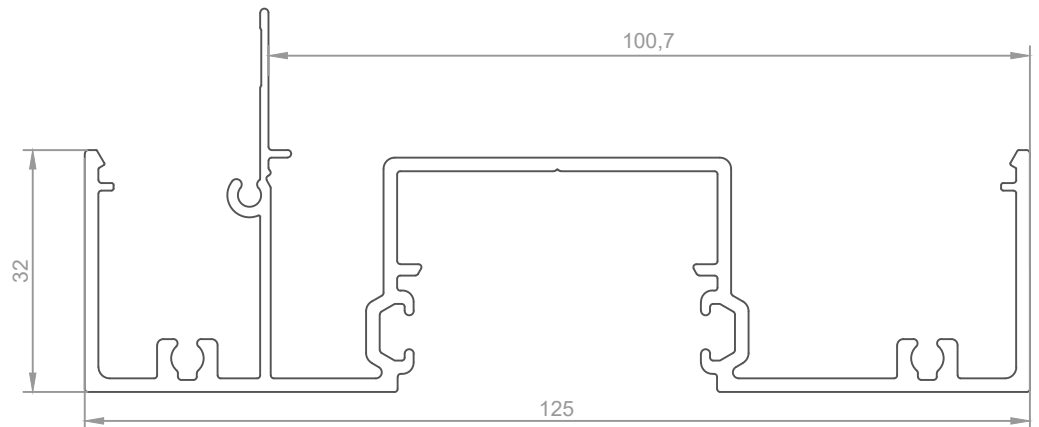


HOOK HEAD FRAME

Part no.	Length
DJ130	6000

125mm FRAME

Part no.	Length
DJ125	6000

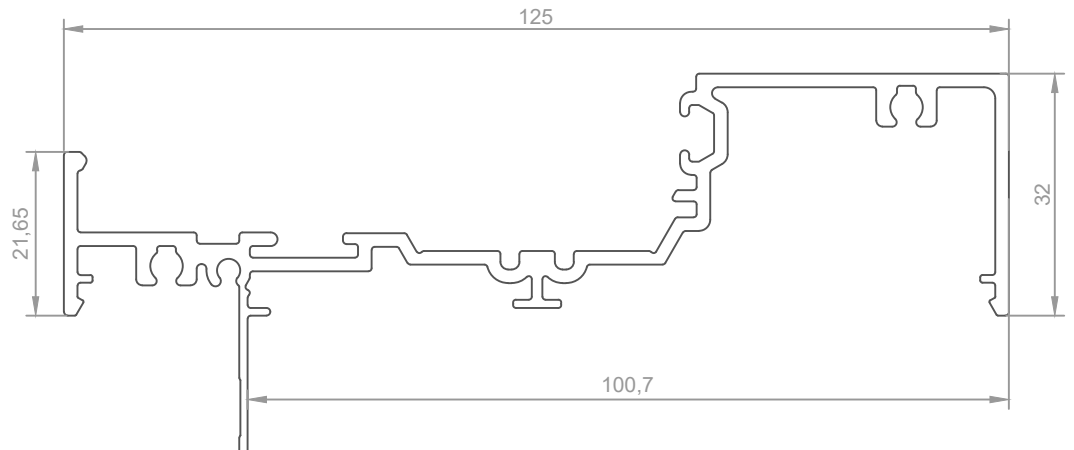


125mm NARROW FRAME

Part no.	Length
DJ129	6000


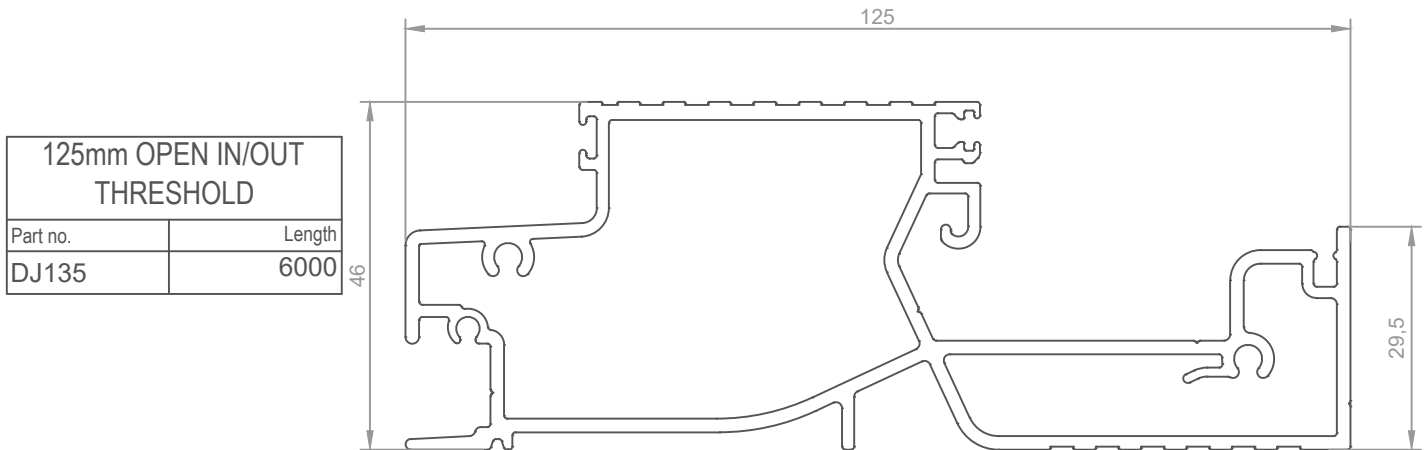
125mm BEADED SILL

Part no.	Length
DJ126	6000

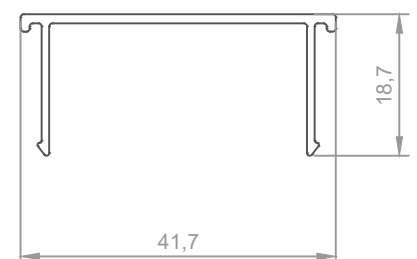
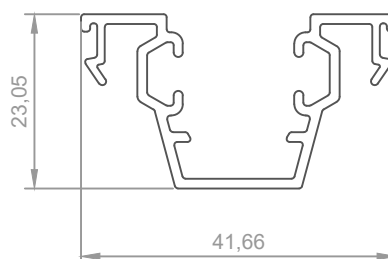
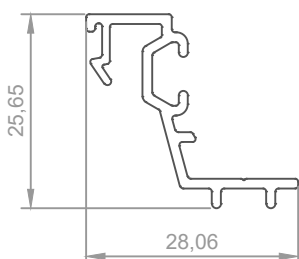
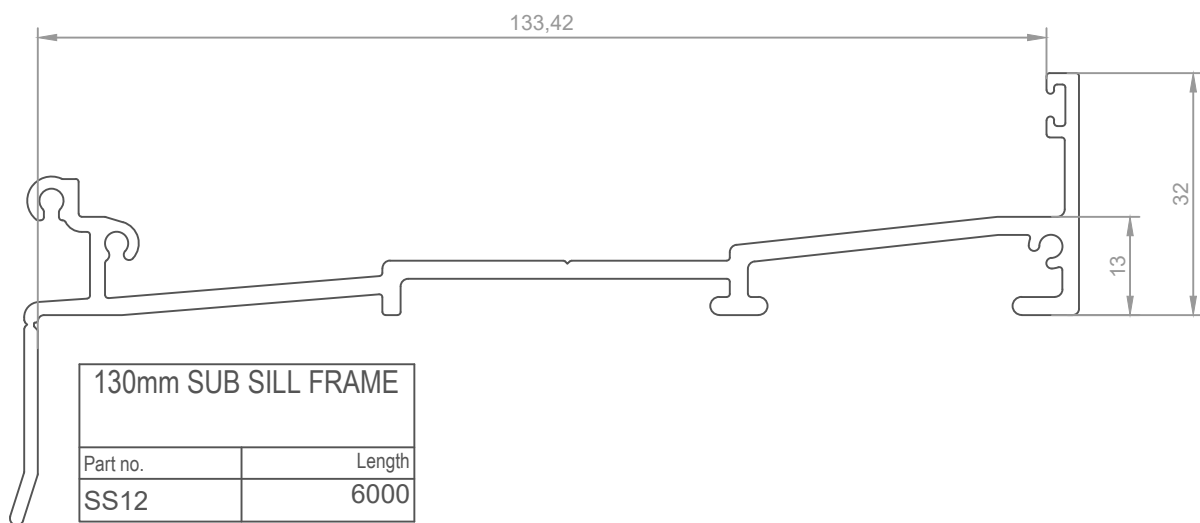


IMPORTANT NOTICE

THIS DRAWING AND THE DESIGN SHOWN IS THE INTELLECTUAL PROPERTY OF
CONCEPT ARCHITECTURAL SYSTEMS AND IS PROTECTED BY COPYRIGHT. THIS DRAWING MAY NOT BE
COPIED OR DISTRIBUTED WITHOUT THE WRITTEN CONSENT OF CONCEPT ARCHITECTURAL SYSTEMS ©



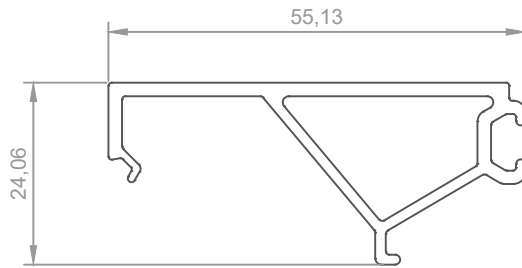
BACK TO BACK ADAPTOR	
Part no.	Length
DJ134	6000



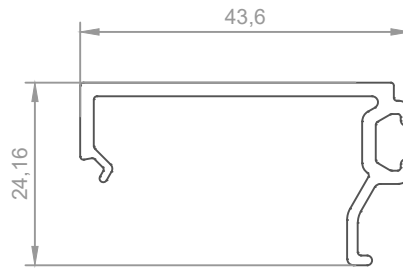
POCKET ADAPTER	
Part no.	Length
DF610	6500

SG POCKET INSERT	
Part no.	Length
DF606	6500

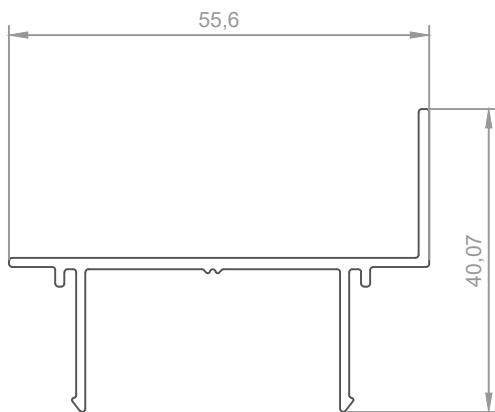
DG POCKET FILLER	
Part no.	Length
DF605	6500



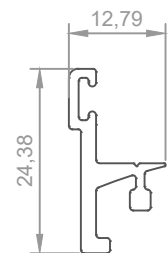
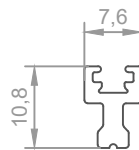
SG SILL BEAD	
Part no.	Length
DJ127	6000



DG SILL BEAD	
Part no.	Length
DJ128	6000

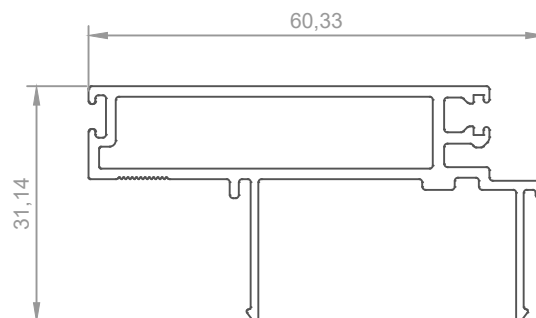


TIMBER DOOR STOP EXTENSION	
Part no.	Length
DJ133	6000

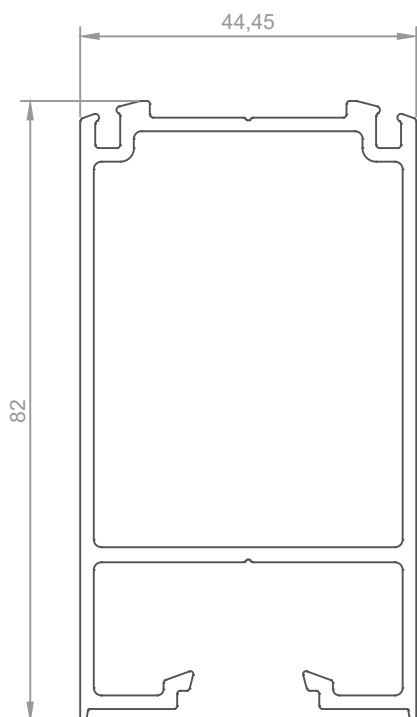


MEETING STILE ADAPTER	
Part no.	Length
CA436	4800

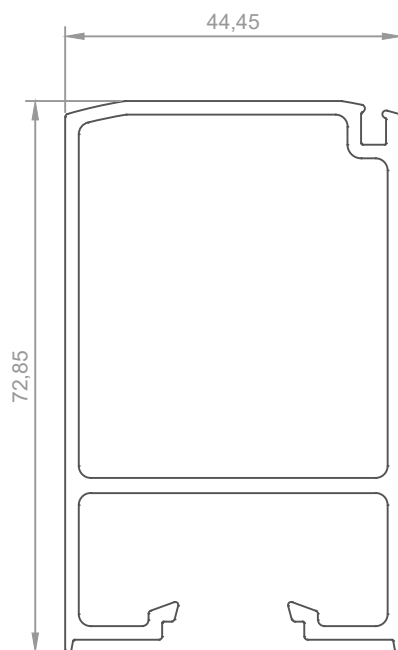
SASH STOP	
Part no.	Length
DJ131	6000



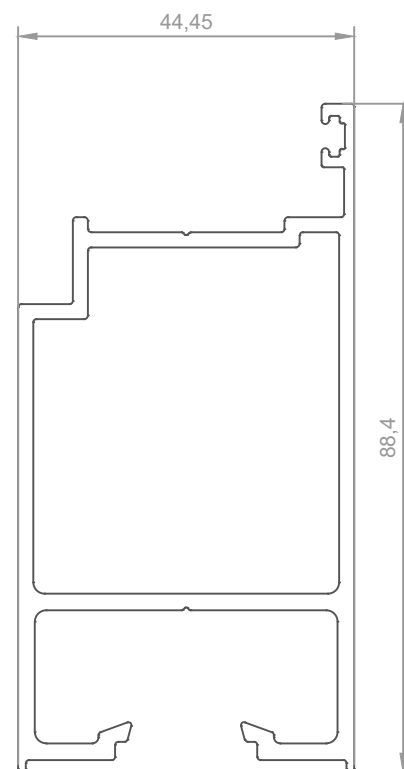
DOOR STOP	
Part no.	Length
DJ132	6000



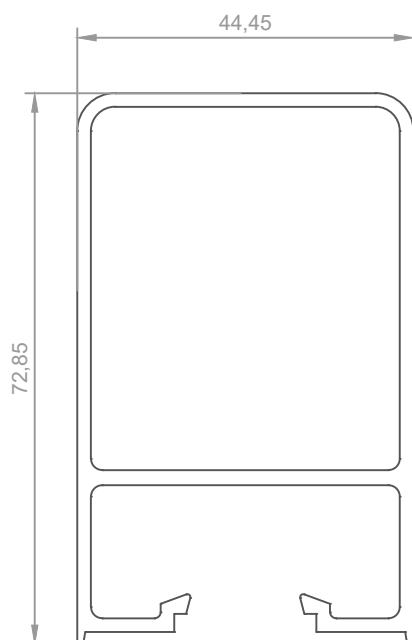
SG REBATE FACE STILE	
Part no.	Length
CD240	6500



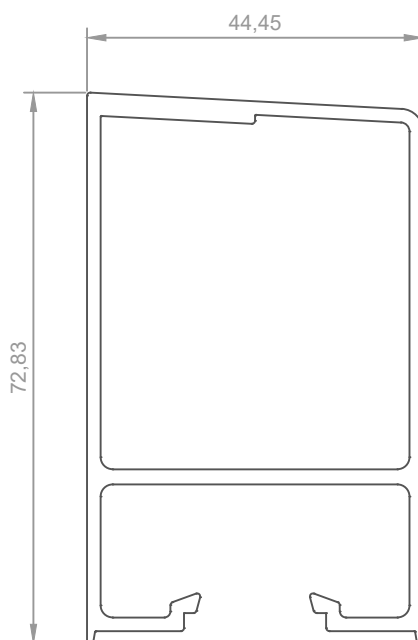
SG LOCK STILE	
Part no.	Length
CD213	6500



SG MEETING LOCK STILE	
Part no.	Length
BF5	6500



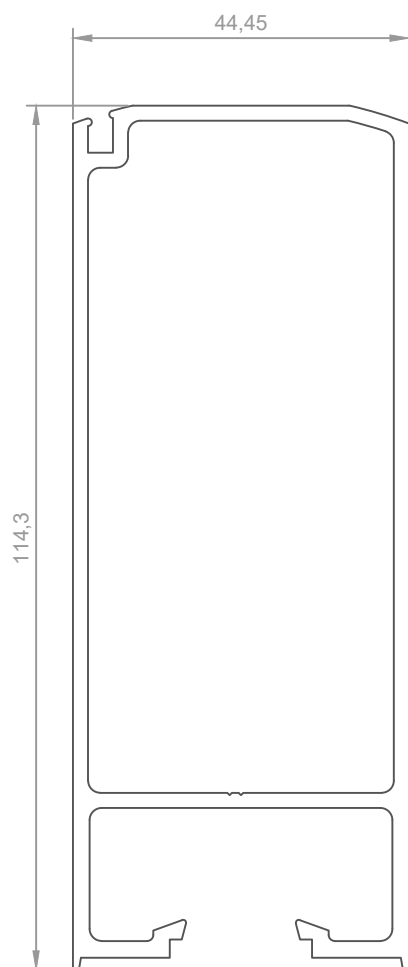
SG PLAIN STILE	
Part no.	Length
CD220	6500



SG HINGE STILE	
Part no.	Length
CD214	6500

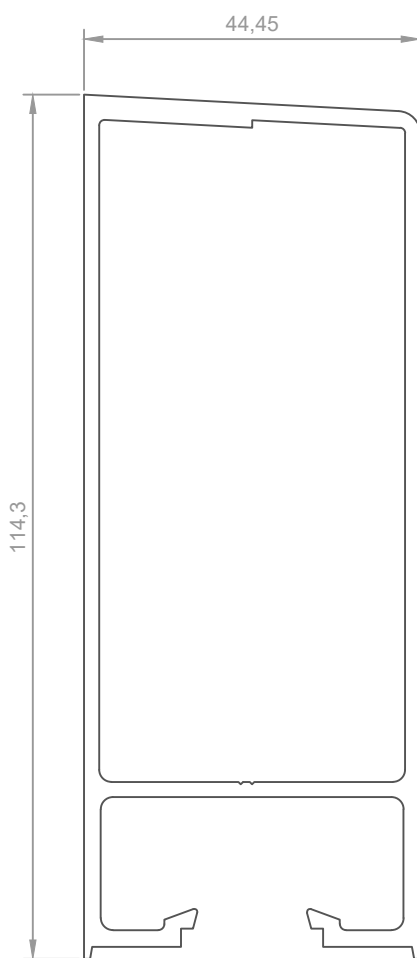
IMPORTANT NOTICE

THIS DRAWING AND THE DESIGN SHOWN IS THE INTELLECTUAL PROPERTY OF
CONCEPT ARCHITECTURAL SYSTEMS AND IS PROTECTED BY COPYRIGHT. THIS DRAWING MAY NOT BE
COPIED OR DISTRIBUTED WITHOUT THE WRITTEN CONSENT OF CONCEPT ARCHITECTURAL SYSTEMS ©



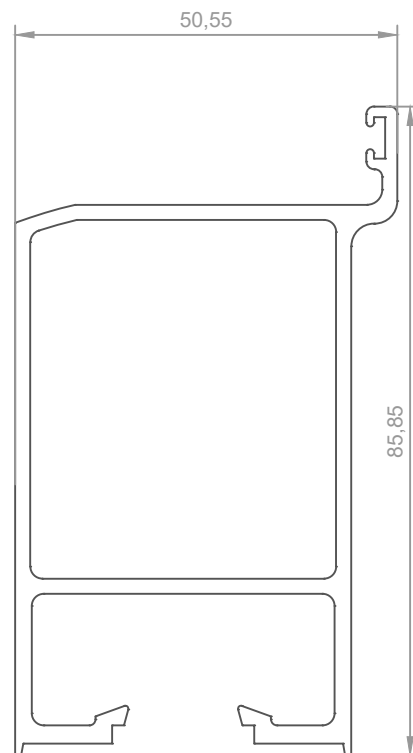
WIDE SG LOCK STILE

Part no.	Length
CD300	6500



WIDE SG HINGE STILE

Part no.	Length
CD301	6500



SG OVERLAPPING LOCK
STILE

Part no.	Length
CD217	6500

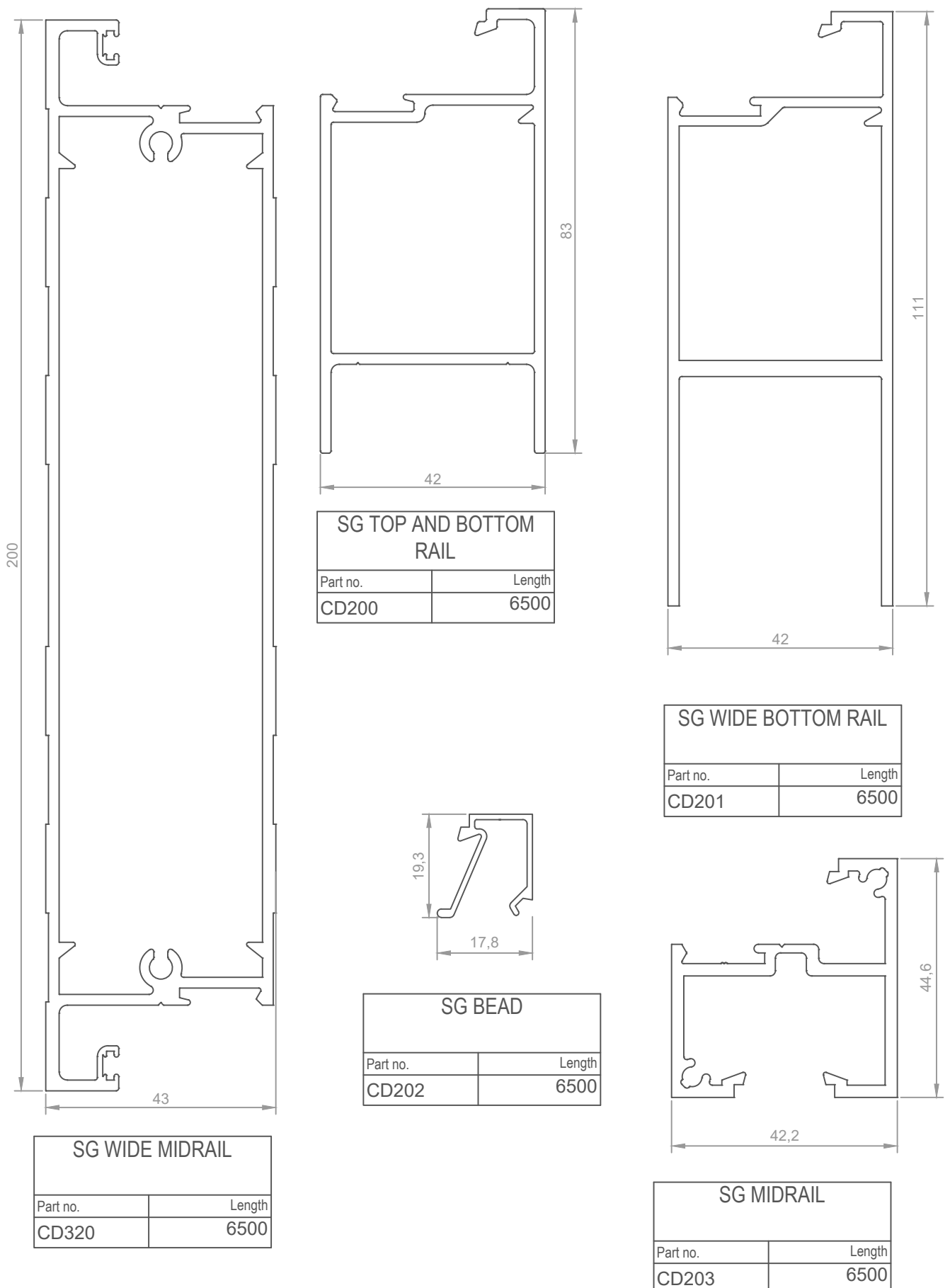


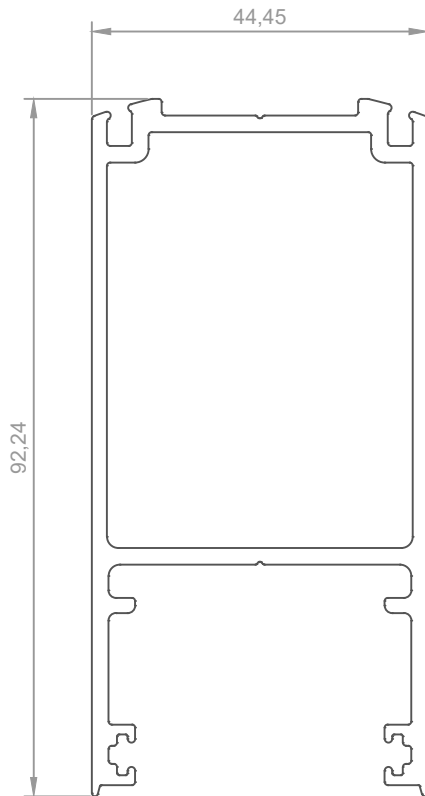
SG WIDE MIDRAIL

Part no.	Length
CD204	6500

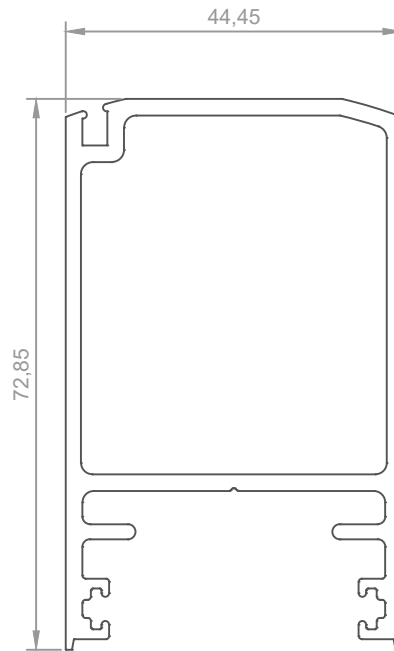
IMPORTANT NOTICE

THIS DRAWING AND THE DESIGN SHOWN IS THE INTELLECTUAL PROPERTY OF
CONCEPT ARCHITECTURAL SYSTEMS AND IS PROTECTED BY COPYRIGHT. THIS DRAWING MAY NOT BE
COPIED OR DISTRIBUTED WITHOUT THE WRITTEN CONSENT OF CONCEPT ARCHITECTURAL SYSTEMS ©

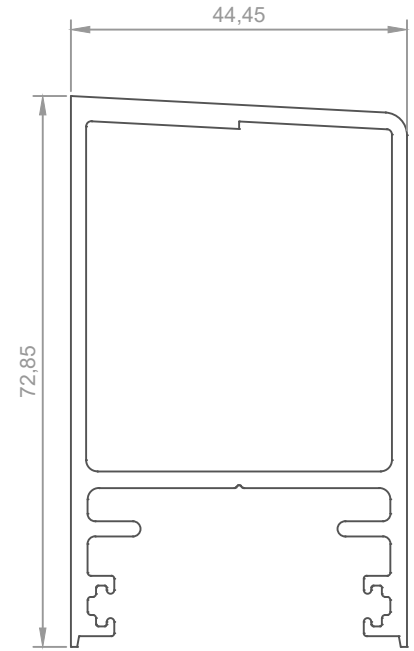




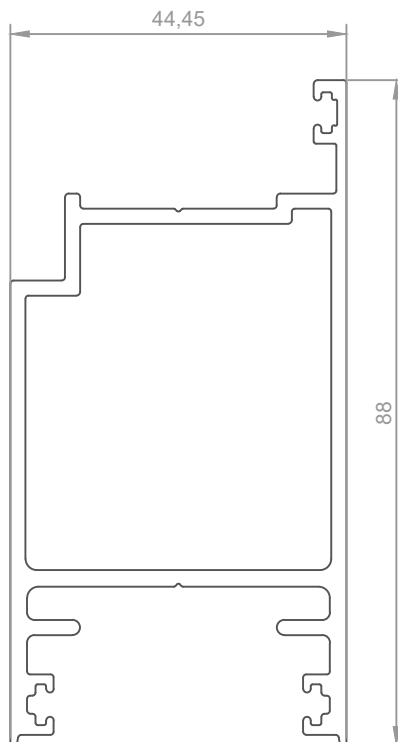
DG REBATE FACE STILE	
Part no.	Length
DG940	6500




DG LOCK STILE	
Part no.	Length
DG900	6500




DG HINGE STILE	
Part no.	Length
DG902	6500



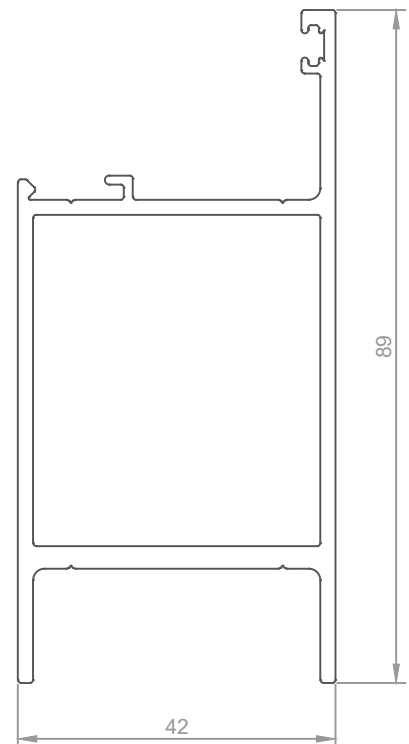
DG MEETING LOCK STILE	
Part no.	Length
BF7	6500



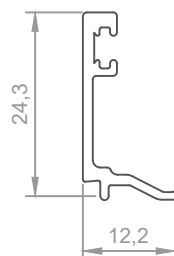
WIDE D/G LOCK STILE	
Part no.	Length
DG910	6500



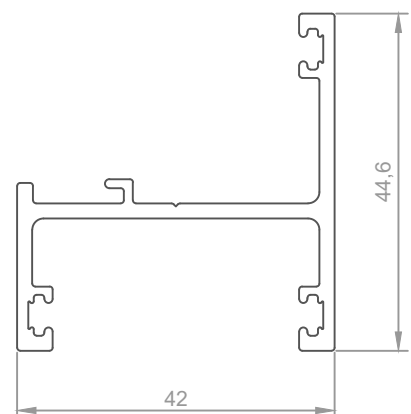
WIDE D/G HINGE STILE	
Part no.	Length
DG906	6500



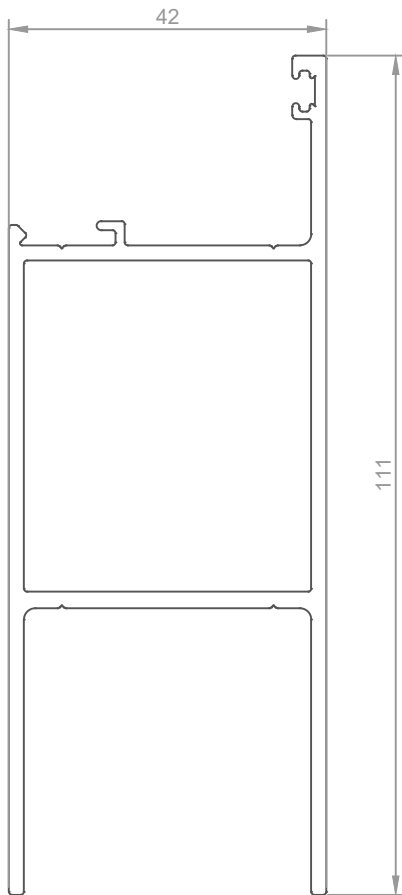
DG RAIL	
Part no.	Length
DG904	6500



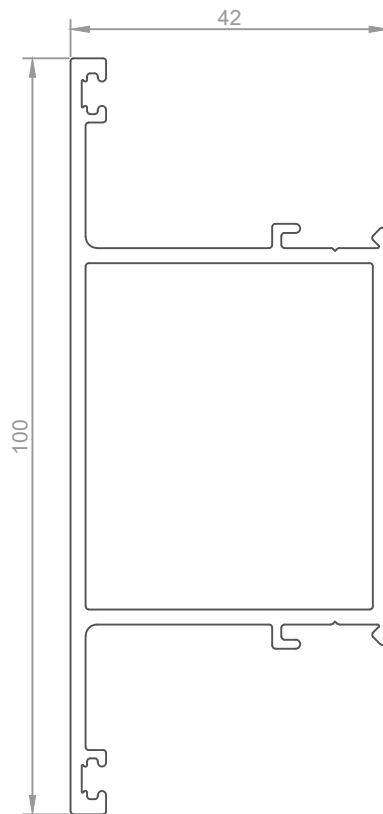
DG BEAD	
Part no.	Length
CD318	6500



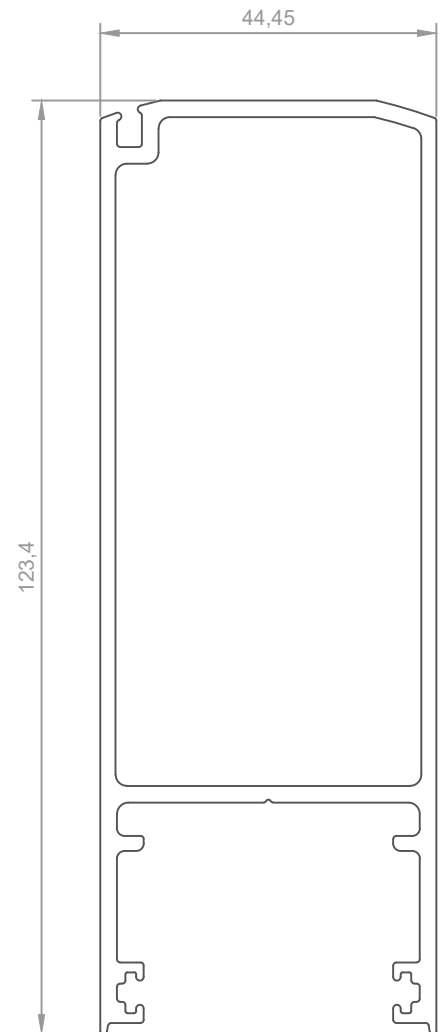
DG MIDRAIL	
Part no.	Length
DG912	4800



WIDE DG RAIL	
Part no.	Length
DG905	6500




DG MIDRAIL	
Part no.	Length
DG911	6500



WIDE DEEP POCKET LOCK STILE	
Part no.	Length
DG930	6500

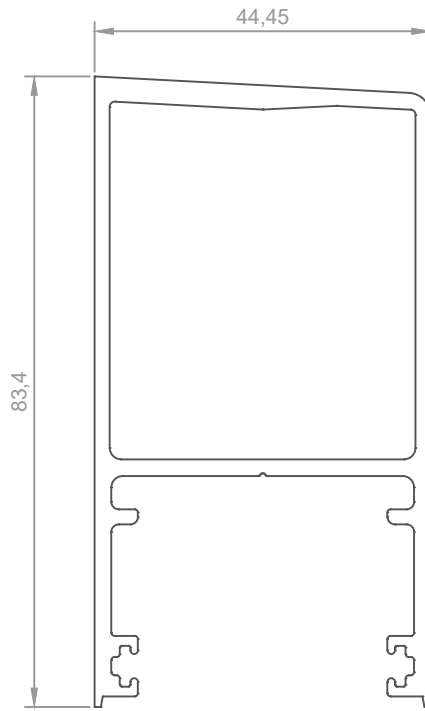


WIDE DEEP POCKET HINGE STILE	
Part no.	Length
DG931	6500



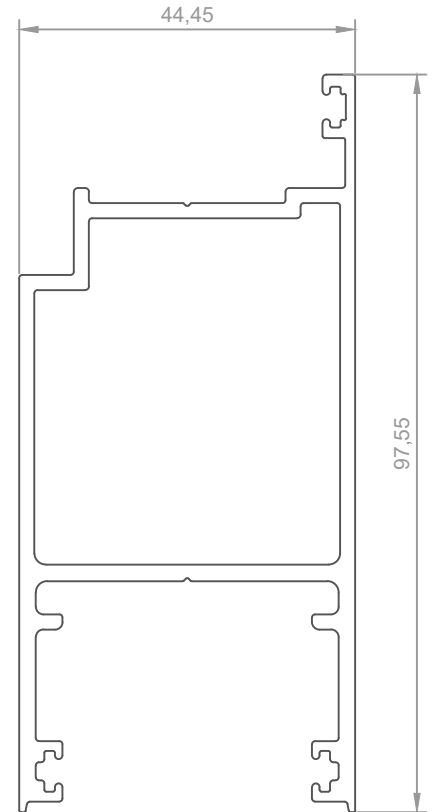
**DEEP POCKET LOCK
STILE**

Part no.	Length
DG920	6500



**DEEP POCKET
HINGE STILE**

Part no.	Length
DG921	6500



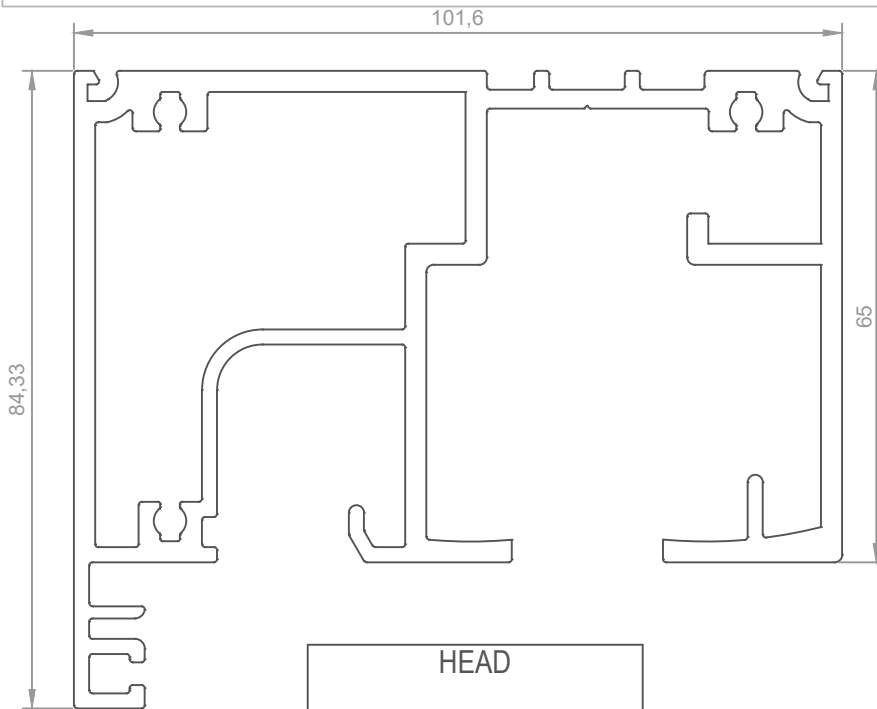
**DEEP POCKET
MEETING STILE**

Part no.	Length
DG922	6500

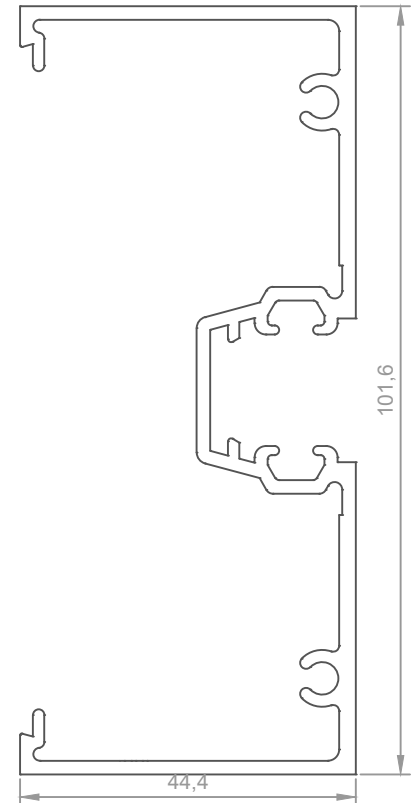
IMPORTANT NOTICE

THIS DRAWING AND THE DESIGN SHOWN IS THE INTELLECTUAL PROPERTY OF
CONCEPT ARCHITECTURAL SYSTEMS AND IS PROTECTED BY COPYRIGHT. THIS DRAWING MAY NOT BE
COPIED OR DISTRIBUTED WITHOUT THE WRITTEN CONSENT OF CONCEPT ARCHITECTURAL SYSTEMS ©

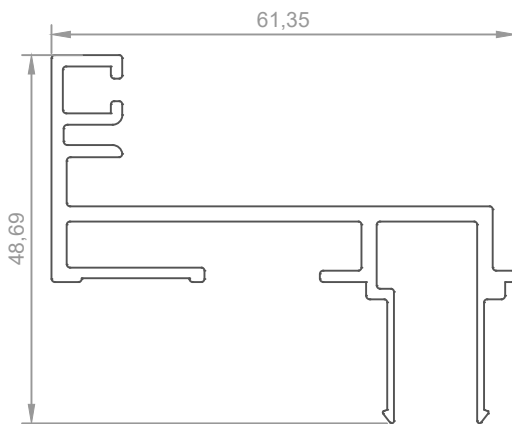
Windsor Bi-Fold



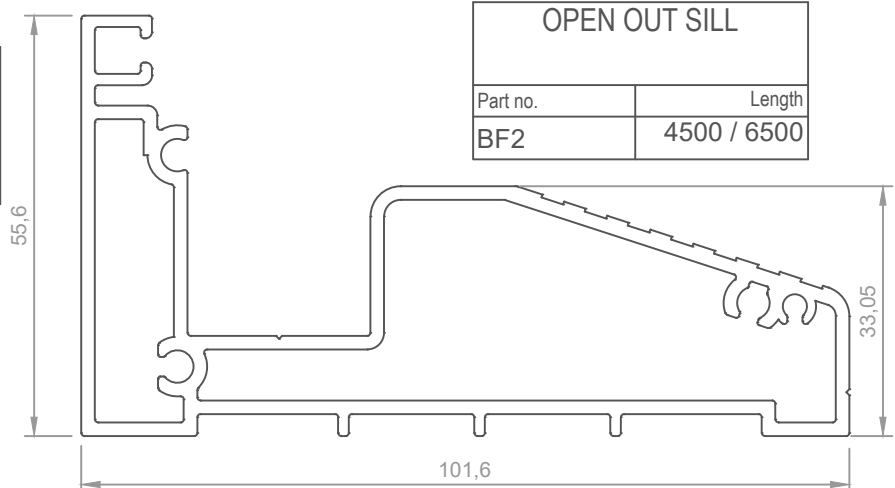
HEAD	
Part no.	Length
BF1	6500 / 4500



FRAME	
Part no.	Length
CA460	6500



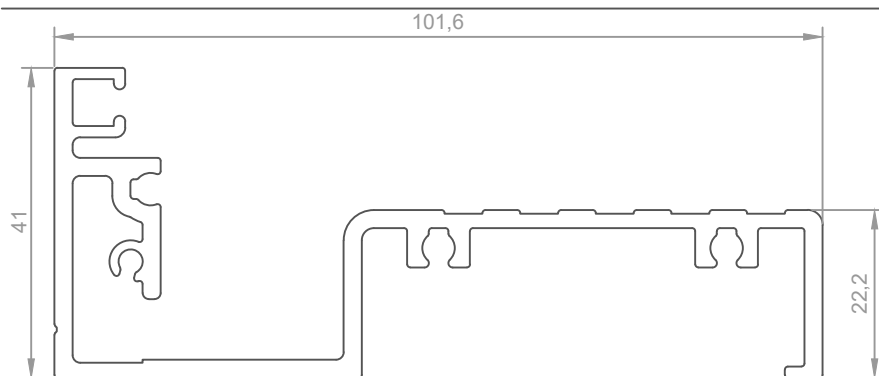
DOOR STOP	
Part no.	Length
BF3	6500



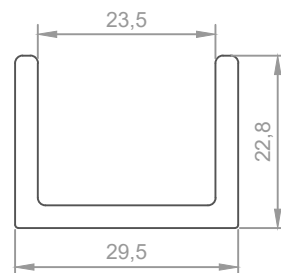
OPEN OUT SILL	
Part no.	Length
BF2	4500 / 6500

IMPORTANT NOTICE

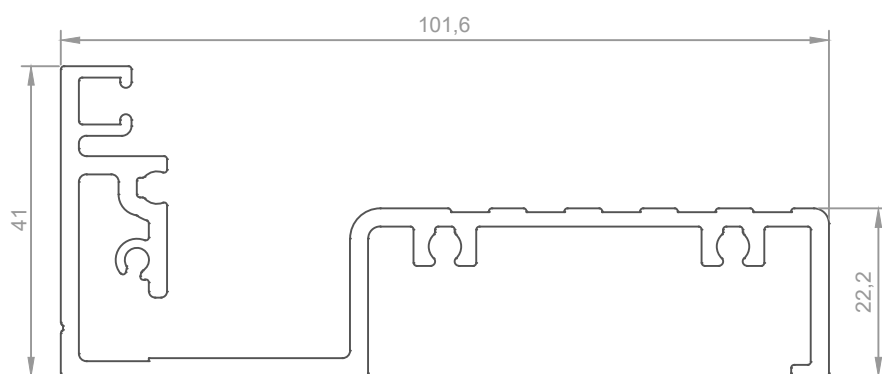
THIS DRAWING AND THE DESIGN SHOWN IS THE INTELLECTUAL PROPERTY OF
CONCEPT ARCHITECTURAL SYSTEMS AND IS PROTECTED BY COPYRIGHT. THIS DRAWING MAY NOT BE
COPIED OR DISTRIBUTED WITHOUT THE WRITTEN CONSENT OF CONCEPT ARCHITECTURAL SYSTEMS ©




OPEN IN SILL	
Part no.	Length
BF10	6500



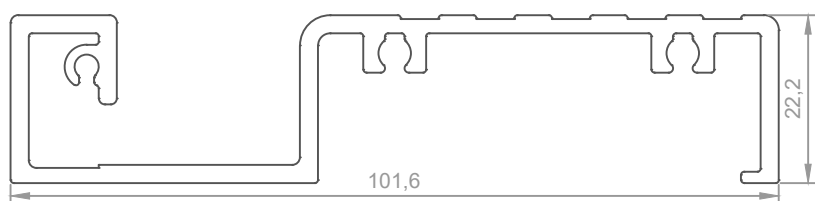
CHANNEL SILL	
Part no.	Length
BF11	6500



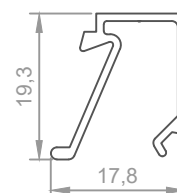
OPEN OUT SILL WITH SUB SILL	
Part no.	Length
BF13	6500



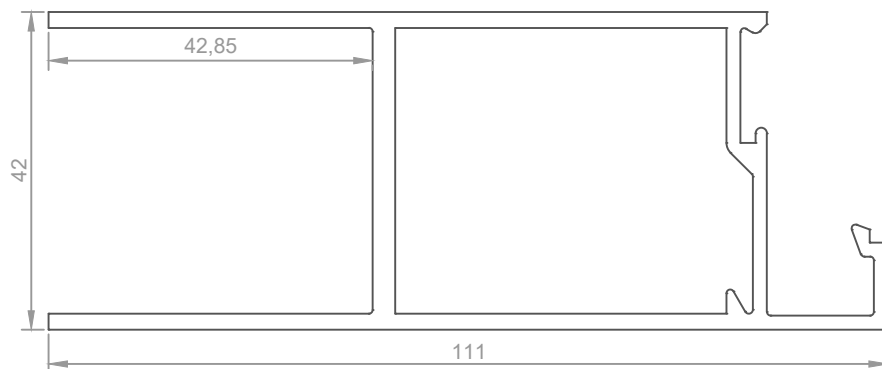
SINGLE GLAZED TOP AND BOTTOM RAIL	
Part no.	Length
BF6	6500



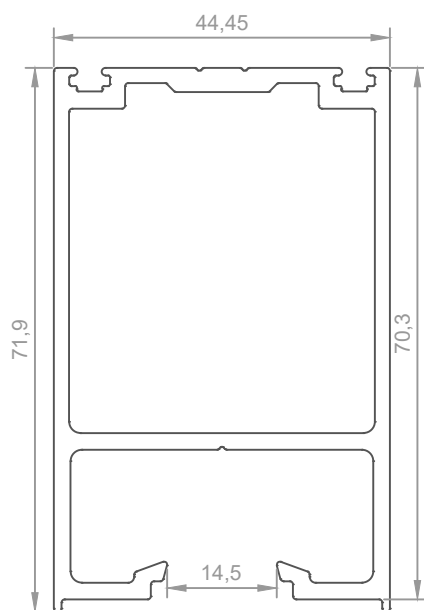
LOW STEP SILL	
Part no.	Length
BF14	6500



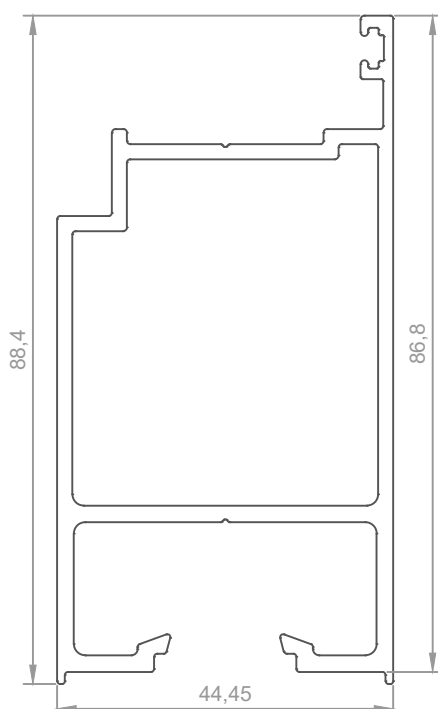
SINGLE GLAZED BEAD	
Part no.	Length
CD202	6500



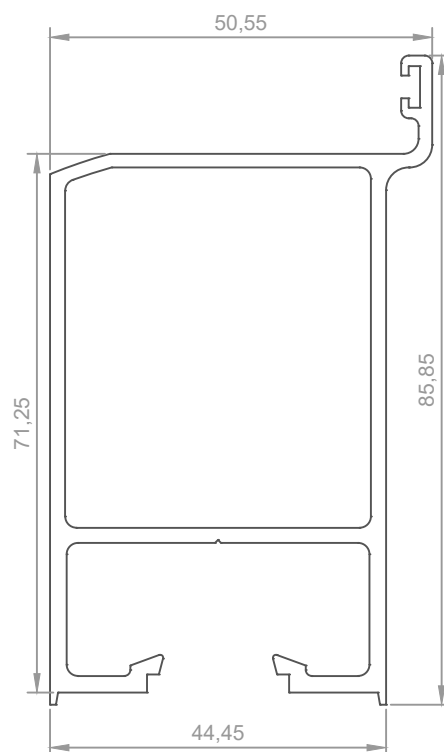
SINGLE GLAZED WIDE BOTTOM RAIL	
Part no.	Length
CD201	6500



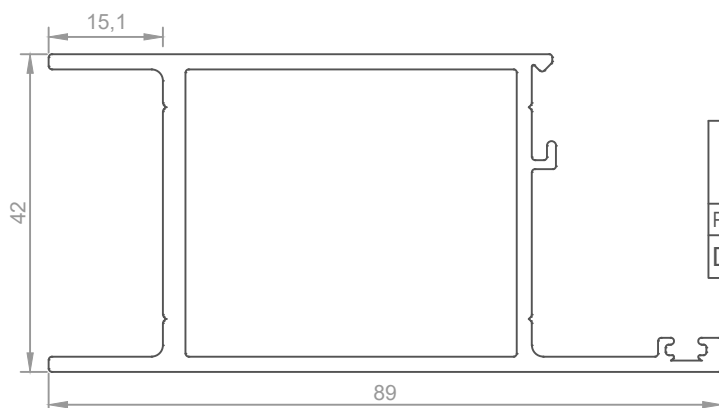
SINGLE GLAZED DOOR STILE	
Part no.	Length
BF4	2800 / 6500



SINGLE GLAZED LOCK STILE	
Part no.	Length
BF5	6500



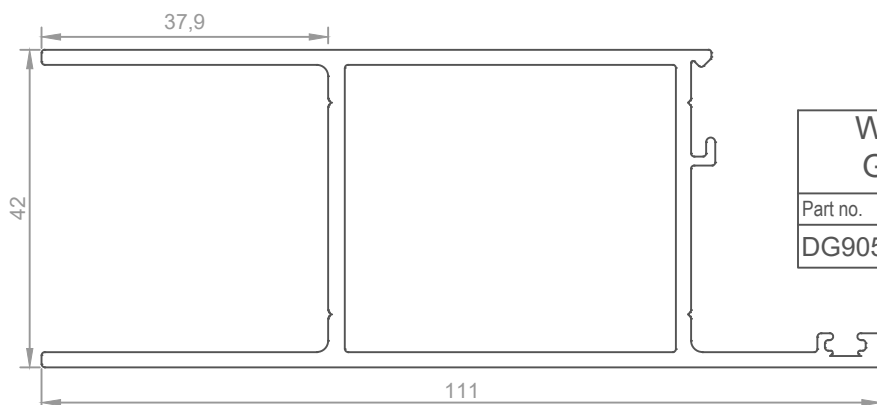
SINGLE GLAZED COVER STILE	
Part no.	Length
CD217	6500



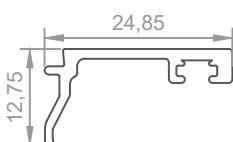
DOUBLE GLAZED RAIL	
Part no.	Length
DG904	6500

IMPORTANT NOTICE

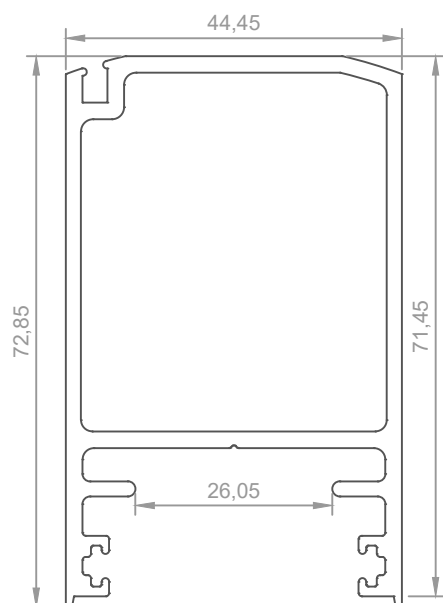
THIS DRAWING AND THE DESIGN SHOWN IS THE INTELLECTUAL PROPERTY OF
CONCEPT ARCHITECTURAL SYSTEMS AND IS PROTECTED BY COPYRIGHT. THIS DRAWING MAY NOT BE
COPIED OR DISTRIBUTED WITHOUT THE WRITTEN CONSENT OF CONCEPT ARCHITECTURAL SYSTEMS ©



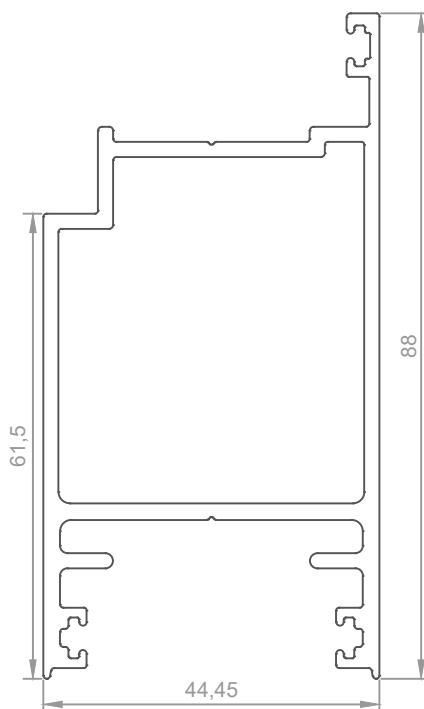
WIDE DOUBLE GLAZED RAIL	
Part no.	Length
DG905	6500



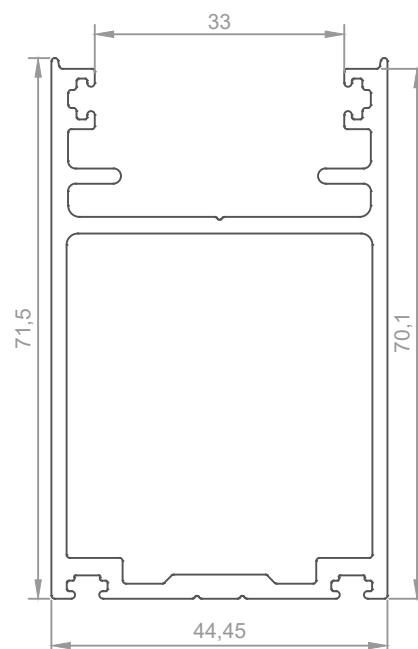
DOUBLE GLAZED DOOR BEAD	
Part no.	Length
CD318	6500



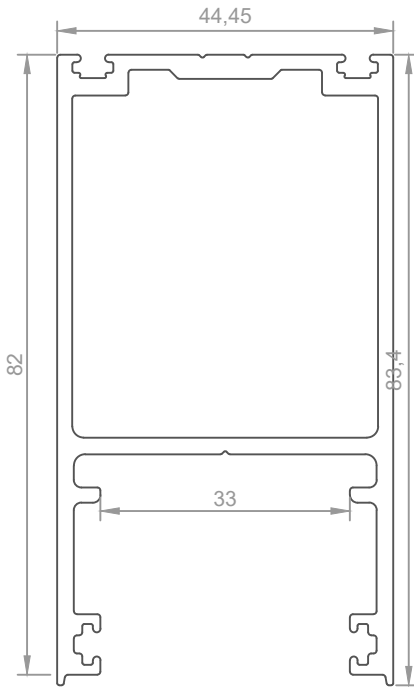
DOUBLE GLAZED LOCK STILE	
Part no.	Length
DG900	6500



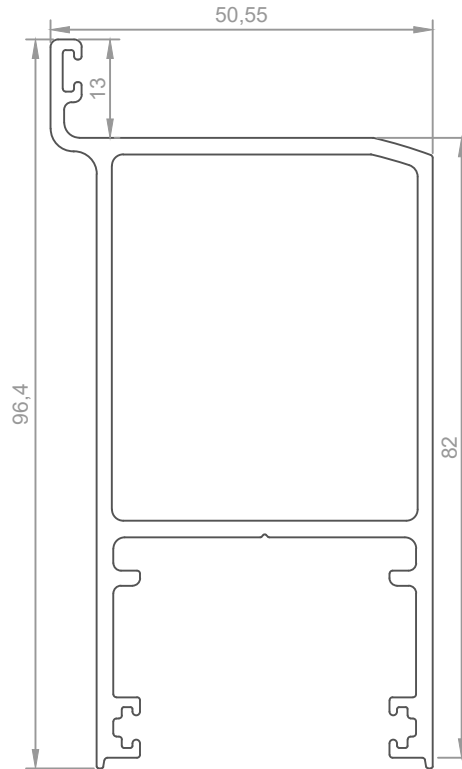
DOUBLE GLAZED LOCK STILE	
Part no.	Length
BF7	6500



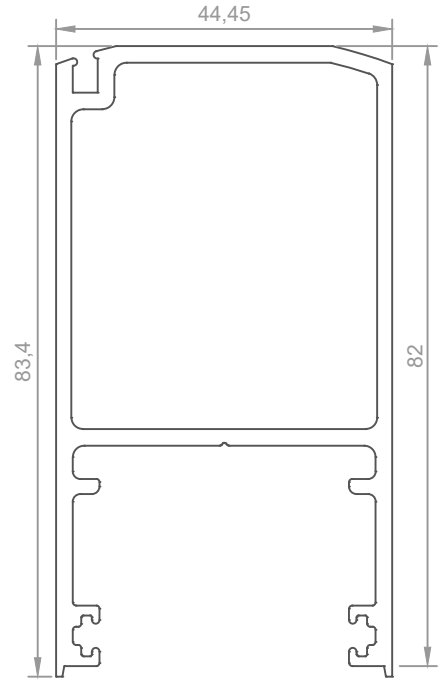
DOUBLE GLAZED DOOR STILE	
Part no.	Length
BF8	2800 / 6500



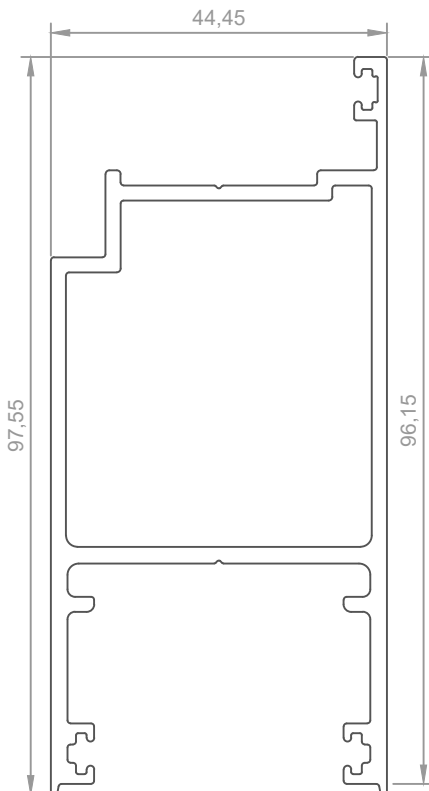
DEEP POCKET BI-FOLD STILE	
Part no.	Length
DG923	2800/6500



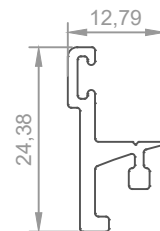
DEEP POCKET COVER STILE	
Part no.	Length
DG925	6500



DEEP POCKET LOCK STILE	
Part no.	Length
DG920	6500



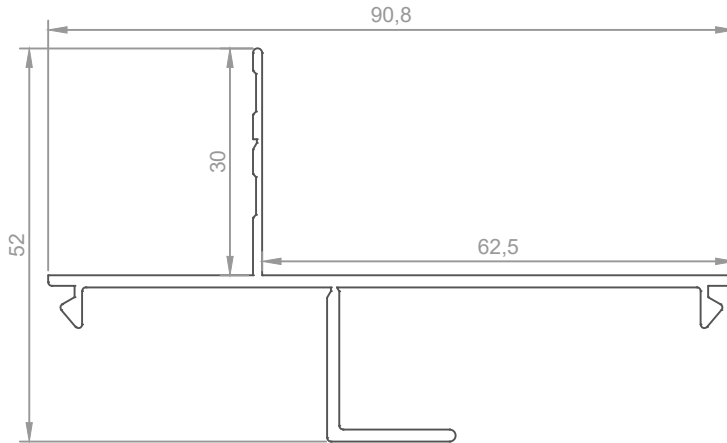
DEEP POCKET SELF MATING STILE	
Part no.	Length
DG922	6500



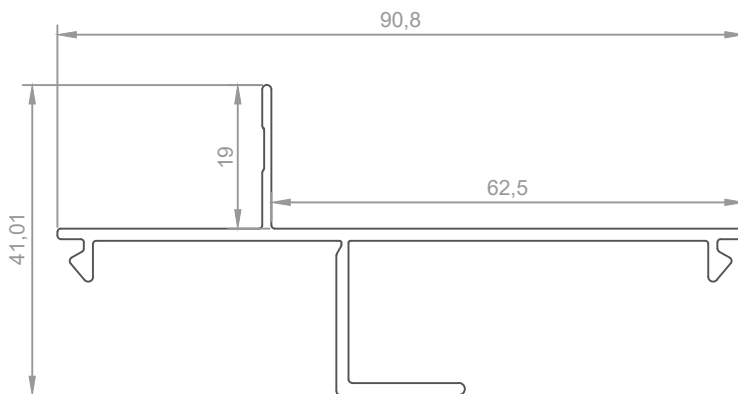
MEETING STILE ADAPTER	
Part no.	Length
CA436	4800

IMPORTANT NOTICE

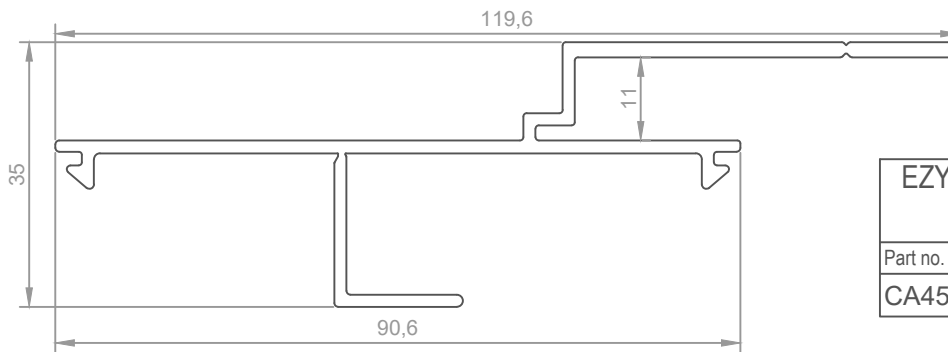
THIS DRAWING AND THE DESIGN SHOWN IS THE INTELLECTUAL PROPERTY OF
CONCEPT ARCHITECTURAL SYSTEMS AND IS PROTECTED BY COPYRIGHT. THIS DRAWING MAY NOT BE
COPIED OR DISTRIBUTED WITHOUT THE WRITTEN CONSENT OF CONCEPT ARCHITECTURAL SYSTEMS ©



REVEAL ADAPTER	
Part no.	Length
CA430	6500



REVEAL ADAPTER	
Part no.	Length
CA490	6500

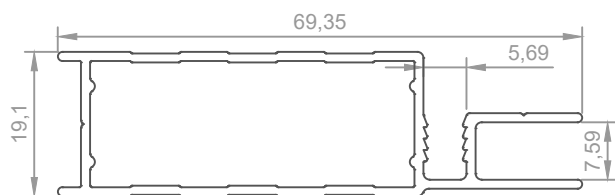


EZY REVEAL ADAPTER	
Part no.	Length
CA450	6500



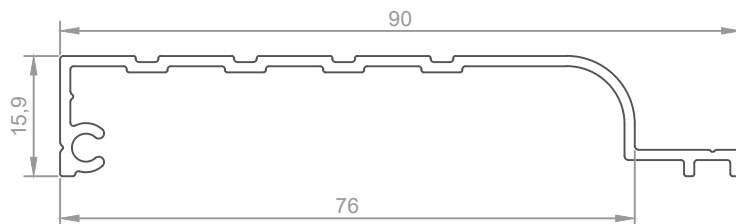
EZY REVEAL ADAPTER	
Part no.	Length
CA493	6500

Security Profiles



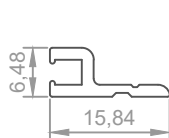
SECURITY DOOR FRAME

Part no.	Length
DF7	6000



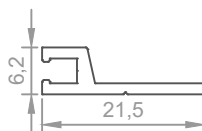
ARCHITRAVE

Part no.	Length
CA090	6000



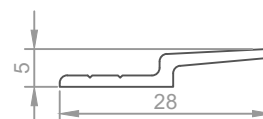
15MM BUG STRIP

Part no.	Length
CS1	4300



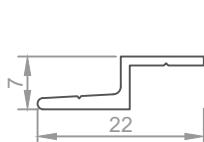
20MM BUG STRIP

Part no.	Length
CS2	4300



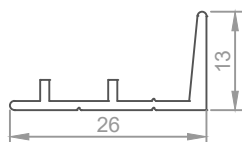
30MM INTERLOCK

Part no.	Length
CS3	4800



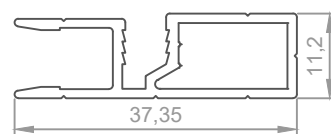
20MM INTERLOCK

Part no.	Length
CS4	4800



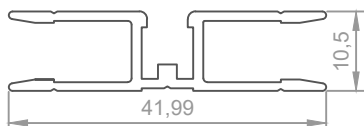
FRAME INTERLOCK

Part no.	Length
CS5	4800



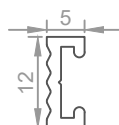
SECURITY WINDOW FRAME

Part no.	Length
CS6	6000



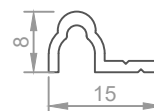
MIDRAIL

Part no.	Length
CS8	4300



5MM PACKER

Part no.	Length
CS9	3000

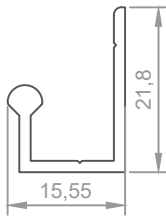


BOTTOM TRACK

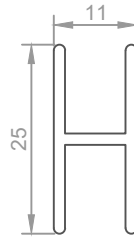
Part no.	Length
CS10	4300

IMPORTANT NOTICE

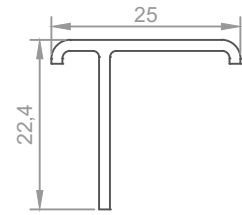
THIS DRAWING AND THE DESIGN SHOWN IS THE INTELLECTUAL PROPERTY OF
CONCEPT ARCHITECTURAL SYSTEMS AND IS PROTECTED BY COPYRIGHT. THIS DRAWING MAY NOT BE
COPIED OR DISTRIBUTED WITHOUT THE WRITTEN CONSENT OF CONCEPT ARCHITECTURAL SYSTEMS ©



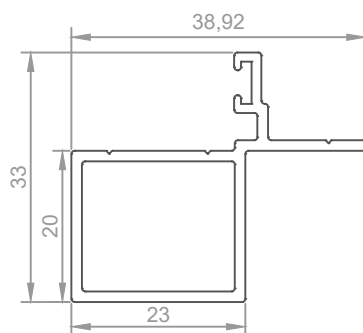
BOTTOM TRACK	
Part no.	Length
CS11	4300



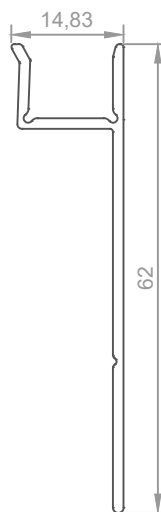
MIDRAIL	
Part no.	Length
CS12	6000



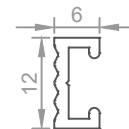
T MULLION	
Part no.	Length
CS14	4300



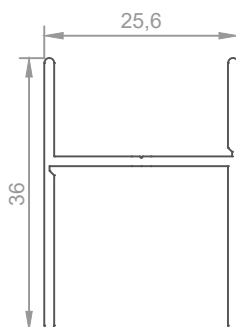
JAMB ADAPTER	
Part no.	Length
CS15	5100



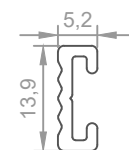
EXTENSION ANGLE	
Part no.	Length
CS16	5000



6MM PACKER	
Part no.	Length
CS18	3000

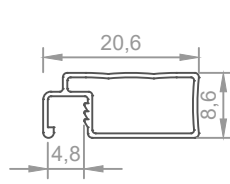


CHANNEL RECEIVER	
Part no.	Length
CS19	6500



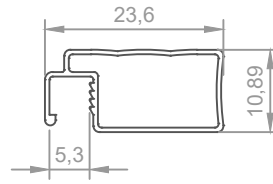
5.5MM PACKER	
Part no.	Length
CS31	3000

Flyscreens



22MM FLYSCREEN

Part no.	Length
CFS22	5000



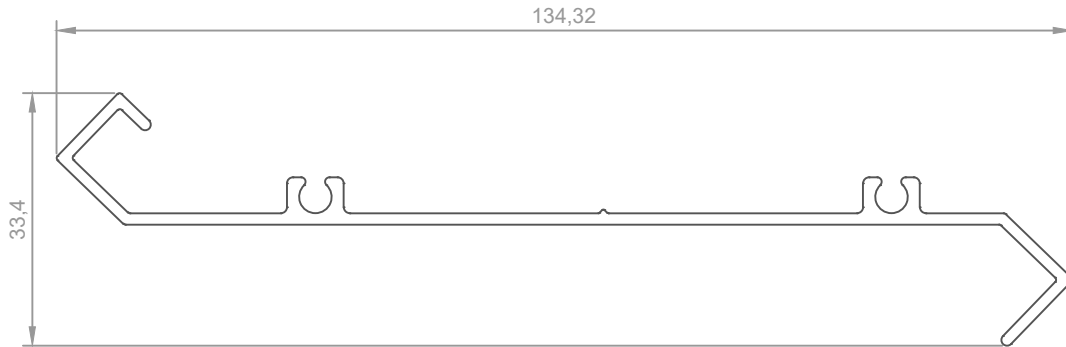
25MM FLYSCREEN

Part no.	Length
CFS25	5000

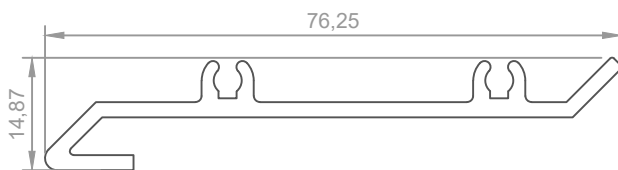
IMPORTANT NOTICE

THIS DRAWING AND THE DESIGN SHOWN IS THE INTELLECTUAL PROPERTY OF
CONCEPT ARCHITECTURAL SYSTEMS AND IS PROTECTED BY COPYRIGHT. THIS DRAWING MAY NOT BE
COPIED OR DISTRIBUTED WITHOUT THE WRITTEN CONSENT OF CONCEPT ARCHITECTURAL SYSTEMS ©

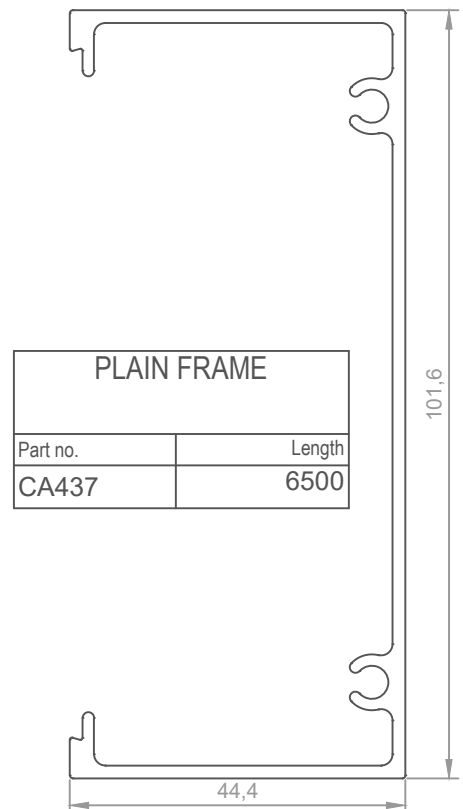
Louvres/Battens/Privacy Screens



LOUVRE BLADE	
Part no.	Length
CL102	0



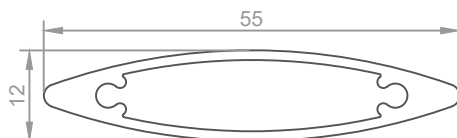
LOUVRE BLADE	
Part no.	Length
CL108	0



PLAIN FRAME	
Part no.	Length
CA437	6500

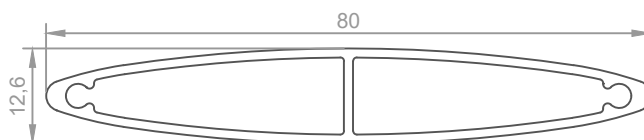
IMPORTANT NOTICE

THIS DRAWING AND THE DESIGN SHOWN IS THE INTELLECTUAL PROPERTY OF
CONCEPT ARCHITECTURAL SYSTEMS AND IS PROTECTED BY COPYRIGHT. THIS DRAWING MAY NOT BE
COPIED OR DISTRIBUTED WITHOUT THE WRITTEN CONSENT OF CONCEPT ARCHITECTURAL SYSTEMS ©



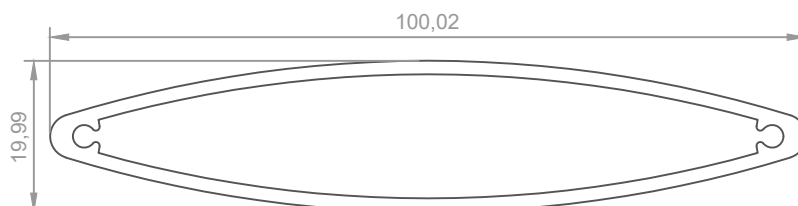
**60MM ELLIPSOID
LOUVRE BLADE**

Part no.	Length
EB60	6500



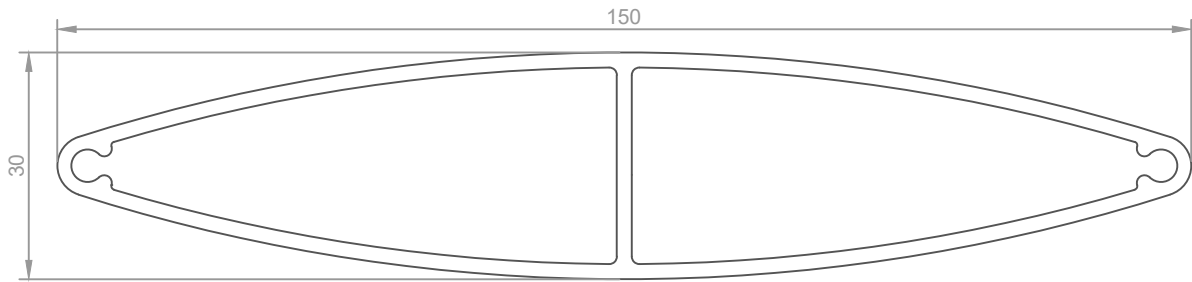
**80MM ELLIPSOID
LOUVRE BLADE**

Part no.	Length
EB80	6500



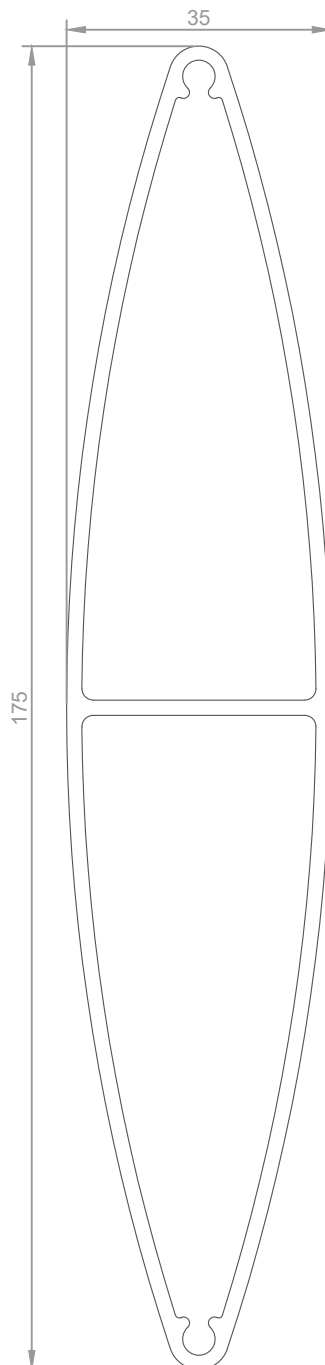
**100MM ELLIPSOID
LOUVRE BLADE**

Part no.	Length
EB100	6500



**150MM ELLIPSOID
LOUVRE BLADE**

Part no.	Length
EB150	6500

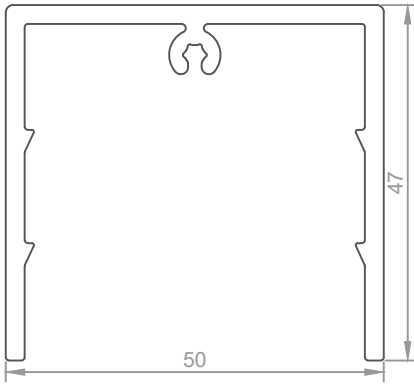


**175MM ELLIPSOID
LOUVRE BLADE**

Part no.	Length
EB175	6500


IMPORTANT NOTICE

THIS DRAWING AND THE DESIGN SHOWN IS THE INTELLECTUAL PROPERTY OF
CONCEPT ARCHITECTURAL SYSTEMS AND IS PROTECTED BY COPYRIGHT. THIS DRAWING MAY NOT BE
COPIED OR DISTRIBUTED WITHOUT THE WRITTEN CONSENT OF CONCEPT ARCHITECTURAL SYSTEMS ©




50MM BATTEN

Part no.	Length
BT50	6500



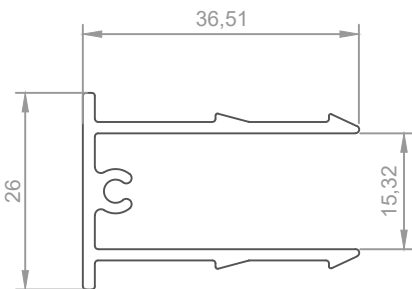
100MM BATTEN

Part no.	Length
BT100	6500



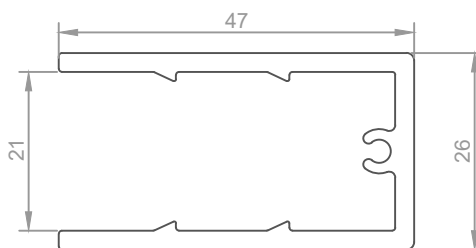
150MM BATTEN

Part no.	Length
BT150	6500



SLIM BATTEN BASE

Part no.	Length
BT26	6500




**47MM SLIM BATTEN
CAP**

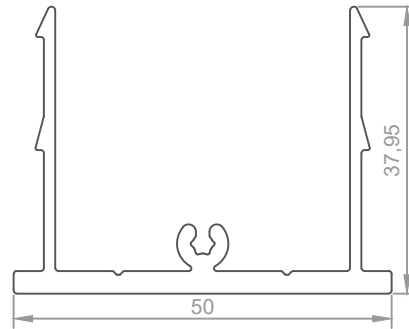
Part no.	Length
BT47	6500

IMPORTANT NOTICE

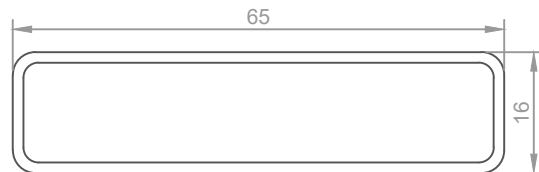
THIS DRAWING AND THE DESIGN SHOWN IS THE INTELLECTUAL PROPERTY OF
CONCEPT ARCHITECTURAL SYSTEMS AND IS PROTECTED BY COPYRIGHT. THIS DRAWING MAY NOT BE
COPIED OR DISTRIBUTED WITHOUT THE WRITTEN CONSENT OF CONCEPT ARCHITECTURAL SYSTEMS ©



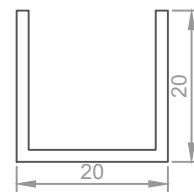
200MM BATTEN	
Part no.	Length
BT200	6500




BATTEN BASE	
Part no.	Length
BTB	6500



PRIVACY SCREEN	
Part no.	Length
PS65	6500



PRIVACY SCREEN CHANNEL	
Part no.	Length
C202016	6500



17 Broadfield Rd Broadmeadows VIC 3047

03 9357 2888

www.conceptaluminium.com.au

